

# Table of Contents

Welcome to *Ready, Set, Go! Newcomers* ..... 6

## UNIT 1 SOUNDS AND LETTERS 7

★ Lesson 1 The Alphabet ..... 8

★ Lesson 2 Consonants ..... 10

★ Lesson 3 Consonant Blends ..... 12

★ Lesson 4 Consonant Digraphs ..... 14

★ Lesson 5 Silent Letters *kn* and *wr* ..... 16

★ Lesson 6 Short Vowels ..... 17

★ Lesson 7 Long Vowels ..... 18

★ Lesson 8 Vowels + *r* ..... 25

★ Lesson 9 Vowel Sounds ..... 26

★ Lesson 10 Y as a Vowel and a Consonant ..... 27

 UNIT 1 GRAMMAR Alphabetical Order ..... 28

 UNIT 1 READ & WRITE ..... 29

 UNIT 1 REVIEW ..... 30

## UNIT 2 THE BASICS 33

★ Lesson 11 Colors ..... 34

★ Lesson 12 Shapes ..... 36

★ Lesson 13 Numbers ..... 38

★ Lesson 14 Days of the Week ..... 40

★ Lesson 15 Months ..... 42

★ Lesson 16	The Calendar .....	<b>44</b>
★ Lesson 17	Weather .....	<b>46</b>
★ Lesson 18	Seasons .....	<b>48</b>
★ Lesson 19	Temperature .....	<b>50</b>
★ Lesson 20	Time .....	<b>52</b>
<b>UNIT 2</b> ★ <b>GRAMMAR</b>	Capitalization .....	<b>54</b>
<b>UNIT 2</b> ★ <b>READ &amp; WRITE</b>	.....	<b>55</b>
<b>UNIT 2</b> ★ <b>REVIEW</b>	.....	<b>56</b>




## **UNIT 3 WELCOME 59**

★ Lesson 21	Greetings and Introductions .....	<b>60</b>
★ Lesson 22	Where Are You From? .....	<b>62</b>
★ Lesson 23	All About Me .....	<b>64</b>
★ Lesson 24	Address .....	<b>66</b>
★ Lesson 25	Phone Number .....	<b>68</b>
★ Lesson 26	My Family .....	<b>70</b>
★ Lesson 27	Relatives .....	<b>72</b>
★ Lesson 28	Age .....	<b>74</b>
★ Lesson 29	Personal Titles .....	<b>76</b>
★ Lesson 30	Emergency Form .....	<b>78</b>
<b>UNIT 3</b> ★ <b>GRAMMAR</b>	Verbs <i>Is, Are, and Am</i> .....	<b>80</b>
<b>UNIT 3</b> ★ <b>READ &amp; WRITE</b>	.....	<b>81</b>
<b>UNIT 3</b> ★ <b>REVIEW</b>	.....	<b>82</b>



# UNIT 4 MY SCHOOL 85

★ Lesson 31	My Classroom.....	86
★ Lesson 32	Classroom Objects .....	88
★ Lesson 33	Computers .....	90
★ Lesson 34	People at School .....	92
★ Lesson 35	Visiting the Nurse .....	94
★ Lesson 36	Places at School .....	96
★ Lesson 37	School Rules .....	98
★ Lesson 38	Following Directions.....	100
★ Lesson 39	School Schedule.....	102
★ Lesson 40	Useful Phrases.....	104
 UNIT 4 GRAMMAR	Contractions.....	106
 UNIT 4 READ & WRITE	.....	107
 UNIT 4 REVIEW	.....	108



★ Vocabulary List .....	111
★ My Vocabulary Notebook.....	115
★ Grammar Handbook .....	120
★ Pronunciation Guide.....	128



# The Alphabet

## ★ Listen

Listen and repeat.

Aa	Bb	Cc	Dd	Ee	Ff	Gg
Hh	Ii	Jj	Kk	Ll	Mm	Nn
Oo	Pp	Qq	Rr	Ss	Tt	Uu
Vv	Ww	Xx	Yy	Zz		

## ★ Speak and Write

Say each letter. Then write each uppercase and lowercase letter.

1 Aa \_\_\_\_\_

2 Bb \_\_\_\_\_

3 Cc \_\_\_\_\_

4 Dd \_\_\_\_\_

5 Ee \_\_\_\_\_

6 Ff \_\_\_\_\_

7 Gg \_\_\_\_\_

8 Hh \_\_\_\_\_

9 Ii \_\_\_\_\_

10 Jj \_\_\_\_\_

11 Kk \_\_\_\_\_

12 Ll \_\_\_\_\_

13 Mm \_\_\_\_\_

14 Nn \_\_\_\_\_

15 Oo \_\_\_\_\_

16 Pp \_\_\_\_\_

17 Qq \_\_\_\_\_

18 Rr \_\_\_\_\_

19 Ss \_\_\_\_\_

20 Tt \_\_\_\_\_

21 Uu \_\_\_\_\_

22 Vv \_\_\_\_\_

23 Ww \_\_\_\_\_

24 Xx \_\_\_\_\_

25 Yy \_\_\_\_\_

26 Zz \_\_\_\_\_

★ **Write**

Listen. Then write the letters.

1 \_\_\_\_\_

2 \_\_\_\_\_

3 \_\_\_\_\_

4 \_\_\_\_\_

5 \_\_\_\_\_

6 \_\_\_\_\_

7 \_\_\_\_\_

8 \_\_\_\_\_

9 \_\_\_\_\_

10 \_\_\_\_\_

Listen. Then write the letters to form words.

11 \_\_\_\_\_

12 \_\_\_\_\_

13 \_\_\_\_\_

14 \_\_\_\_\_

15 \_\_\_\_\_

16 \_\_\_\_\_

17 \_\_\_\_\_

18 \_\_\_\_\_

19 \_\_\_\_\_

20 \_\_\_\_\_




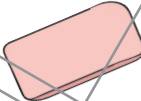


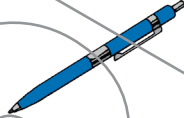
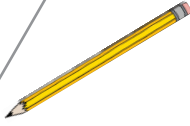
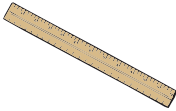

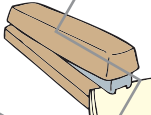
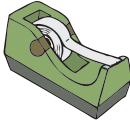
Write your name using uppercase and lowercase letters.

\_\_\_\_\_

# Classroom Objects

★ **Listen**

Listen and repeat.

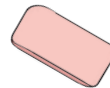
 backpack	 book	 calculator	 eraser
 notebook	 paper	 pen	 pencil
 ruler	 scissors	 stapler	 tape

Listen. Circle the correct choice.

1




4



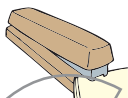
2



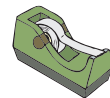
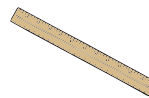
5



3



6



★ **Speak**

Talk with a partner.

What is in your backpack?  
 \_\_\_ is in my backpack.

Where is the stapler?  
 The stapler is \_\_\_.

# ★ Write

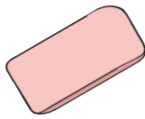
Write the word to complete each sentence.

- 1 I carry my books in a \_\_\_\_\_.
- 2 I read a \_\_\_\_\_ about the space program.
- 3 Fold the \_\_\_\_\_ in half.
- 4 The \_\_\_\_\_ has an eraser on the end.
- 5 I used \_\_\_\_\_ to cut snowflakes for an art project.
- 6 We measured different objects with a \_\_\_\_\_.

- backpack
- book
- calculator
- eraser
- notebook
- paper
- pen
- pencil
- ruler
- scissors
- stapler
- tape

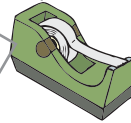
Write the word for each picture.

7



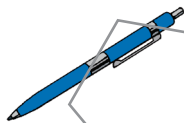
\_\_\_\_\_

10



\_\_\_\_\_

8



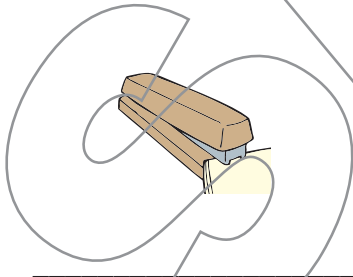
\_\_\_\_\_

11



\_\_\_\_\_

9



\_\_\_\_\_

12



\_\_\_\_\_