




# Beginning Biography Series



I loved these books! I love teaching biographies to my young students and it is most difficult to find books that are just right in reading difficulty and content for young children.

– Reviewers, Learning® Magazine  
Teachers' Choices™ Award  
for the Classroom



Grades K–2



## Contents

- Overview ..... 2
- Readers ..... 5

- Teacher Support Cards ..... 7
- Pricing ..... 8



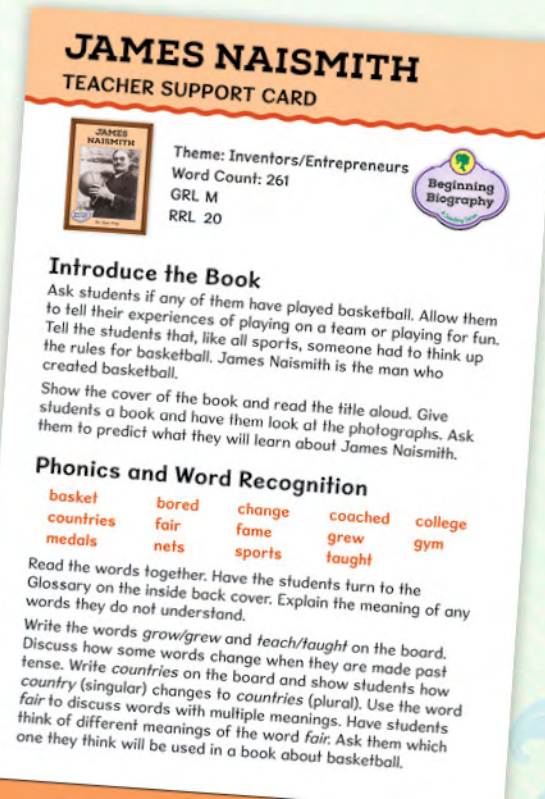

**Continental**  
inspire every learner



# What does this series do?

The *Beginning Biography Series* provides practice in reading informational text as required by today's standards and the Common Core. A total of 12 themed nonfiction readers and teacher support cards help young learners build their skills and gain confidence.

**Reading Recovery® Level 20\***  
**Guided Reading Level M**



\*Officially leveled by Reading Recovery



# K–2 Common Core State Standards for ELA

## CCSS Connections

- Reading:
  - Informational Text
  - Foundational Skills
- Language
- Speaking and Listening
- Writing





# K-2 Common Core State Standards for ELA

## CCSS Connections

Visit [continentalpress.com/resources](http://continentalpress.com/resources) for the *Beginning Biography Series*/ Common Core State Standards correlation.

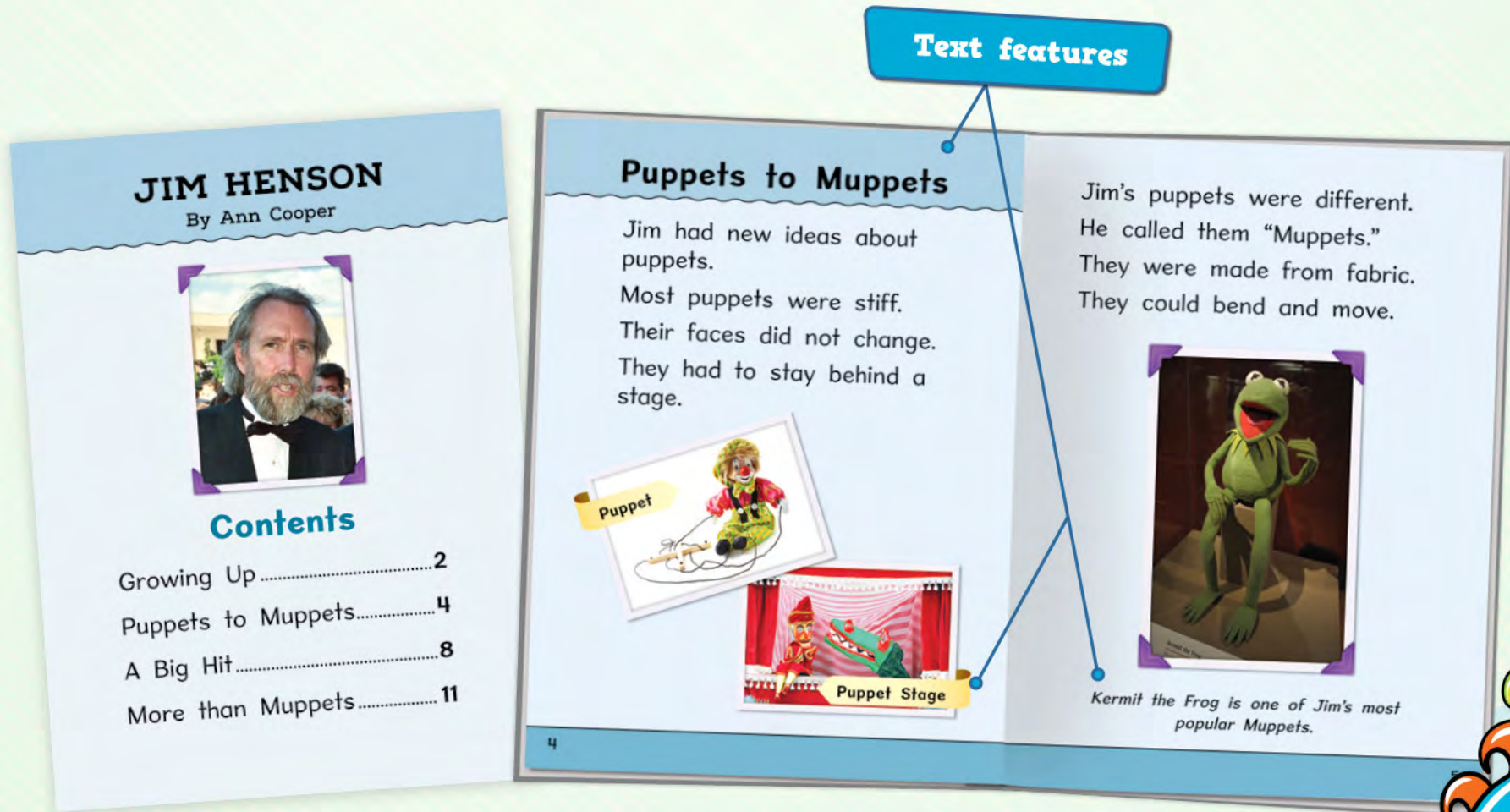


Correlation of the Seedling Beginning Biography Series to the Common Core State Standards for ELA, Grades K-2	
Common Core State Standards	Seedling Beginning Biography Series
<b>Reading: INFORMATIONAL TEXT</b>	<b>KINDERGARTEN</b>
<b>Key Ideas and Details</b> 1. With prompting and support, ask and answer questions about key details in a text. 2. With prompting and support, identify the main topic and retell key details of a text. 3. With prompting and support, describe the connection between two individuals, events, ideas, or pieces of information in a text.	The Seedling Beginning Biography Series provides a variety of nonfiction genres and text types. The series is comprised of books addressing the following themes: Inventors/Entrepreneurs, Leaders/Explorers, and Artists/Authors. With four books per theme, students can compare topics among the books with the same theme. The titles of each book allow students to predict and identify the main idea. The Teacher Support Cards provide suggestions for discussing the books before, during, and after reading to reinforce the main idea and key details.
<b>Craft and Structure</b> 4. With prompting and support, ask and answer questions about unknown words in a text. 5. Identify the front cover, back cover, and title page of a book. 6. Name the author and illustrator of a text and define the role of each in presenting the ideas or information in a text.	Each Beginning Biography Series book has a front cover, back cover, and title page that can be pointed out by students. The author's name is clearly displayed on the cover and title page. The inside back cover of each book displays a glossary that defines key words from the text.
<b>Integration of Knowledge and Ideas</b> 7. With prompting and support, describe the relationship between illustrations and the text in which they appear (e.g., what person, place, thing, or idea in the text an illustration depicts). 8. With prompting and support, identify the reasons an author gives to support points in a text. 9. With prompting and support, identify basic similarities in and differences between two texts on the same topic (e.g., in illustrations, descriptions, or procedures).	Beginning Biography Series books contain colorful photographs that support the text. Students are able to use the photographs to further their learning on each person. Students can compare the photographs and text in two or more books with the same theme.
<b>Range of Reading and Level of Text Complexity</b> 10. Actively engage in group reading activities with purpose and understanding.	The text in this series can be made available for students to read independently after they have been introduced and discussed in guided reading groups. The levels assigned to the titles make it easy for students to choose books that will lead to reading success.
<b>Reading: FOUNDATIONAL SKILLS</b>	
<b>Print Concepts</b> 1. Demonstrate understanding of the organization and basic features of print. • Follow words from left to right, top to bottom, and page by page. • Recognize that spoken words are represented in written language by specific sequences of letters. • Understand that words are separated by spaces in print. • Recognize and name all upper- and lowercase letters of the alphabet.	Each Beginning Biography book contains print that is easy-to-read with adequate space between words so children can point to words as they read. The print is clear and readable. The books also contain features of print such as photograph labels, captions, headings, a table of contents, and a glossary.



# Readers

The books contain text features such as tables of contents, headings, captions, labels, and glossaries.





# Readers

## Inventors/Entrepreneurs


- Steve Jobs
- James Naismith
- Ruth Handler
- Wally Amos

## Leaders/Explorers

- Neil Armstrong
- Sonia Sotomayor
- Sylvia Earle
- Barack Obama

## Artists/Authors

- J. K. Rowling
- Dr. Seuss
- Jim Henson
- Walt Disney





# Teacher Support Cards

A card for each reader enriches lessons with phonics and word recognition activities, discussion questions, and extension activities.

## SONIA SOTOMAYOR TEACHER SUPPORT CARD



Theme: Leaders/Explorers  
Word Count: 251  
GRL M  
RRL 20



### Introduce the Book

Ask students if they have ever seen a TV show that showed a job they thought was interesting. Tell students that Sonia Sotomayor decided what she wanted to be when she grew up after seeing a TV show. Lead a discussion about the job of a lawyer and a judge.

Show the cover of the book and read the title aloud. Give students a book and have them look at the photographs. Ask them to predict what they will learn about Sonia Sotomayor.

### Phonics and Word Recognition

belonged	college	court case	courtroom	decision
facts	fair	free	government	important
judge	law	lawyer	president	proud
senators	vote			

Read the words together. Have the students turn to the Glossary on the inside back cover. Explain the meaning of any words they do not understand.

Write the words *fair* and *free* on the board. Have students brainstorm meanings for these two words and then guess which meaning will be used in this book. Talk to students about how to find the meanings of unknown words.

### Text Features

Point out the Table of Contents on page 1 and the Glossary on the inside back cover of the book. Tell students that if they come across a word they don't know while they are reading, they should look up the meaning of the word in the Glossary. Point out other features of print in this book that will help the students with their reading and comprehension, such as the captions on pages 2, 6, and 10 and the labels on pages 3, 5, 7–9, and 11.

### Discuss the Book

Have students read the book independently, helping them with difficult words as necessary. After reading, ask questions to prompt a discussion of the book:

- How do you think Sonia's mother affected Sonia's life?
- Why do you think Sonia felt like she did not belong in college? How do you think this made college hard for her?
- What do you think is the hardest part of being a judge?
- How do you think that the Supreme Court is different than regular courts?
- Is this book fiction or nonfiction? How do you know?

### Extension Activities

- Find a video clip of an age-appropriate courtroom scene. Have the students watch it and discuss the different types of people in the scene: lawyer, judge, jury, etc.
- Show students Puerto Rico on a world map. Discuss the climate and culture of Puerto Rico. Tell students that Puerto Rico is a US territory. Talk about the difference between a state and a territory.



# Affordable Pricing

## Guided Reading Sets

Each set includes 6 copies of a title and 1 teacher support card for each title.

Complete	<b>\$467.60</b>
Inventors/Entrepreneurs	<b>\$158.85</b>
Leaders/Explorers	<b>\$158.85</b>
Artists/Authors	<b>\$158.85</b>

## Printed Books

**\$6.10 each** on our website

## Classroom Library Sets

Each set includes 1 copy of a title and 1 teacher support card for each title.

Complete	<b>\$117.90</b>
Inventors/Entrepreneurs	<b>\$39.75</b>
Leaders/Explorers	<b>\$39.75</b>
Artists/Authors	<b>\$39.75</b>

## 6-Packs with Teacher Support Cards

Each pack includes 6 copies of a title and 1 teacher support card.

**\$41.40 each** on our website