

Table of Contents

Directions 7



Unit 1 LISTENING

Model Lesson	Communities 8
	<i>Academic Social Studies</i>
Lesson 1	Classroom Supplies and Resources 12
	<i>Social and Instructional Language</i>
Lesson 2	The Desert 16
	<i>Academic Language Arts</i>
Lesson 3	Tools and Artifacts 20
	<i>Academic Social Studies</i>
Lesson 4	Forces of Nature 24
	<i>Academic Science</i>
Lesson 5	Money and Cost 28
	<i>Academic Mathematics</i>
Lesson 6	Following Directions 32
	<i>Social and Instructional Language</i>
Lesson 7	Animal Facts and Opinions 36
	<i>Academic Language Arts</i>
Lesson 8	Topography 40
	<i>Academic Social Studies</i>
Lesson 9	Weather Patterns 44
	<i>Academic Science</i>
Lesson 10	Measurement 48
	<i>Academic Mathematics</i>



Contents



Bookmarks



Notes



Highlights



Assessments



Settings



Help





Contents



Bookmarks



Notes



Highlights



Assessments



Settings



Help



Unit 2 READING

Model Lesson	Communities	52
	Academic Social Studies	
Lesson 11	Sports Safety	56
	Social and Instructional Language	
Lesson 12	Biographies	60
	Academic Language Arts	
Lesson 13	Problem Solving	64
	Academic Mathematics	
Lesson 14	Outer Space	68
	Academic Science	
Lesson 15	Explorers	72
	Academic Social Studies	
Lesson 16	Schedule—School Day	76
	Social and Instructional Language	
Lesson 17	Story Elements	80
	Academic Language Arts	
Lesson 18	Whole Numbers	84
	Academic Mathematics	
Lesson 19	Ecosystems—The Food Chain	88
	Academic Science	
Lesson 20	Historical Figures	92
	Academic Social Studies	



Contents



Bookmarks



Notes



Highlights



Assessments



Settings



Help



Unit 3 WRITING

Model Lesson	Community Helpers	96
	<i>Academic Social Studies</i>	
Lesson 21	Fractions	98
	<i>Academic Mathematics</i>	
Lesson 22	Nutrition	100
	<i>Academic Science</i>	
Lesson 23	In the Past	102
	<i>Social and Instructional Language and Academic Social Studies</i>	
Lesson 24	Jobs at School	104
	<i>Social and Instructional Language</i>	
Lesson 25	Conservation—Going Green	106
	<i>Academic Science</i>	
Lesson 26	American Folktales	108
	<i>Academic Language Arts</i>	
Lesson 27	Measurement	110
	<i>Academic Mathematics</i>	
Lesson 28	Persuasive Writing	112
	<i>Academic Language Arts</i>	
Lesson 29	Making a Difference	114
	<i>Academic Social Studies and Science</i>	



Contents



Bookmarks



Notes



Highlights



Assessments



Settings



Help





Unit 4 SPEAKING

Model Lesson	Communities and Neighborhoods	116
	<i>Academic Social Studies</i>	
Lesson 30	School Life	122
	<i>Social and Instructional Language</i>	
Lesson 31	All Shapes and Sizes	128
	<i>Academic Mathematics and Science</i>	
Lesson 32	Community Life	134
	<i>Academic Language Arts and Social Studies</i>	
Lesson 33	Gathering Information	140
	<i>Social and Instructional Language</i>	
Lesson 34	Earth's Surface	146
	<i>Academic Mathematics and Science</i>	
Lesson 35	Life Long Ago	152
	<i>Academic Language Arts and Social Studies</i>	



Objects in a Classroom



Section:

1.1

1.2

1.3



Three rows of image selection options for the audio clip. Each row contains three small images with a radio button to its left.

- Row 1: Image of a desk with a pencil sharpener; Image of a student cutting a green vegetable; Image of a student reading a newspaper.
- Row 2: Image of a student reading a newspaper; Image of a student cutting a green vegetable; Image of a desk with a pencil sharpener.
- Row 3: Image of a student cutting a green vegetable; Image of a desk with a pencil sharpener; Image of a student reading a newspaper.

SP

How the Stars Got in the Sky

This story is a myth. A myth is a make-believe story about something in nature.



Section:

1.1

1.2

1.3

The part of the sky over their village became crowded with the stars, but the sky over the neighboring villages was still dark. The children asked the dragons to help them spread out the stars. The dragons flew into the sky and with their mighty wings, they moved some of the stars. Now each village had stars shining above it.



Which of these villages received more than six thousand stars?



7,345 stars



11,100 stars

Everyone Has A Job



Everyone in a school has important work to do. Adults have important jobs. Children have important work to do, too.



A



B




C



Section:

1.1

Write about the different jobs in your school. Explain what jobs people have at your school and what work they do. Tell why these jobs are important.



← → Paragraph ▾ A³ ▾ AI ▾ B I U S x₂ x² ⋮

ADD FILE

Note: Max. file size supported is 5 MB only.

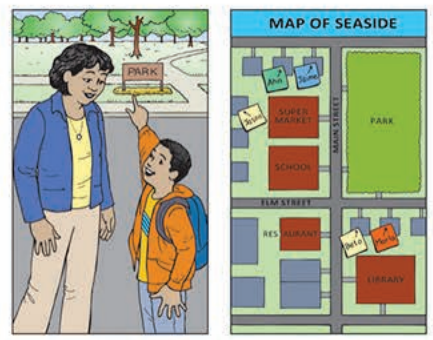
✓ SAVE

✓ SUBMIT

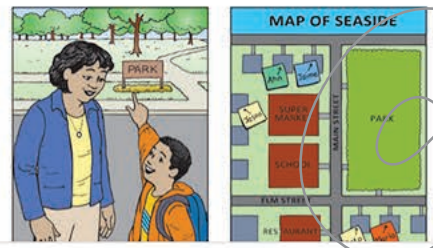
In the Neighborhood



Beto and his family just moved to the town of Seaside. Beto makes some new friends at school. They invite him to play soccer with them at the park.



Mia, what is happening in the picture on the left?



Section: 1.1



Now it is your turn. Based on the map, what might Beto say about his new town?




Time Limit: 2 minute (s)



Start Recording

(1.1)



Now it is your turn. Do you think this restaurant has a good breakfast menu? Why?

Breakfast Menu		
Main Dishes		
Scrambled eggs	Oatmeal with raisins	Waffles with syrup
Fried eggs	Cold cereal with fruit	Blueberry pancakes
Breakfast burrito	Egg sandwich	
Side Dishes		
Muffin	Bacon	Grapefruit
Toast	Sausage	Melon
	Hash brown potatoes	
Beverages		
Milk	Orange juice	Apple juice
Coffee	Tea	

Answer



Avg. Points : 4

Sentence 4 / 4 Exemplary

AI Judgement - The student provided a clear, automatic, and fluent delivery in their response.

Reason for Judgement - The response is coherent and fluid, demonstrating a natural flow of ideas without unnecessary pauses or hesitations.

Word/Phrase 4 / 4 Exemplary

AI Judgement - The student used precise and appropriate word choices throughout their response.

Reason for Judgement - The vocabulary used is varied and fitting for the context of discussing a breakfast menu, showcasing a good command of language.

Discourse 4 / 4 Exemplary

AI Judgement - The language use is sophisticated and goes beyond basic responses.

Reason for Judgement - The student constructed a well-organized response with multiple points, providing a comprehensive overview of the breakfast menu options.

4 / 4

Enter feedback...



Show Teacher Hint

Grade 3 sample AI Scoring shown.

Write assessment feedback...

Save as Draft

Submit

- Dashboard
- Learning Content
- Teacher Resource
- Homework
- Assessment
- Roster
- Report
- Performance Reports
- Group
- Social

Dashboard > Performance Reports

Performance Reports

Feb-11-2026 - May-11-2026
ELLs 2.0 Grade 3 Section 1
Finish Line ELLs 2.0 ePractic...
FL ELLs 2.0 ePractice

To see more specific performance averages, click on any of the headings following Average, and more data columns will appear to the right. To go back to the general average and grade level breakdown, click on the Average heading.

Student Name	Average	Grades 9-12	Speaking	Social and Instructional Language	Level 3	Argue
Bryn Diaz	38.1%	38.1%	87.5%	87.5%	87.5%	87.5%
Lon Somms	52.39%	52.39%	62.5%	62.5%	62.5%	62.5%
Libby Flohr	28.58%	28.58%	0%	0%	0%	0%
Todd Letter	-	-	-	-	-	-
Art Ficial	-	-	-	-	-	-



- Dashboard
- Learning Content
- Teacher Resource
- Homework
- Assessment
- Roster
- Report
- Archived user
- Settings
- Group
- Social

< Unit 1 Assessment Performance Report

April-26-2026 - May-26-2026

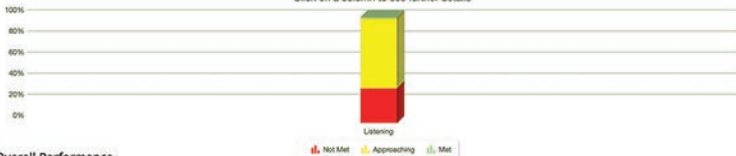
Yinder Se...

All

ELLs 2.0, ...

ELLs 2.0, G9-12, Listening, Lesson 1, Social and Instructional Language

Click on a column to see further details



Overall Performance

Student Name	Total Points	Score	Standard Points Answer Average	Listening	Listening	Listening
				1 Question-1.1	1 Question-1.2	1 Question-1.3
Libby Flohr	3	2	66.67%	B	C	A
Lon Somnis	3	2	66.67%	B	C	A
Bryn Diaz	3	1	33.33%	B	B	A
No. of Correct Answer				3	2	0
Average				100%	66.67%	0%