



Contents



Bookmarks



Notes



Highlights



Assessments



Settings



Help

# CONTENTS

Directions ..... 7



## UNIT 1 LISTENING

<b>Lesson 1</b>	<b>Listen and Match the Word</b>	
	PART 1 .....	8
	PART 2 .....	10
<b>Lesson 2</b>	<b>Listen and Match the Sentence</b>	
	PART 1 .....	12
	PART 2 .....	14
<b>Lesson 3</b>	<b>Follow the Instructions</b>	
	PART 1 .....	16
	PART 2 .....	18
	PART 3 .....	20
<b>Lesson 4</b>	<b>Listen to a Conversation</b>	
	PART 1 .....	22
	PART 2 .....	24
	PART 3 .....	26
	PART 4 .....	28
<b>Lesson 5</b>	<b>What Did You Hear?</b>	
	PART 1 .....	30
	PART 2 .....	34
<b>Lesson 6</b>	<b>Listen to the Story</b>	
	PART 1 .....	38
<b>Lesson 7</b>	<b>Listen to the Teacher</b>	
	PART 1 .....	44
	PART 2 .....	49



Contents



Bookmarks



Notes



Highlights



Assessments



Settings



Help

**UNIT 2 READING**

<b>Lesson 8</b>	<b>Read the Sentence</b>	
	PART 1 .....	54
	PART 2 .....	56
<b>Lesson 9</b>	<b>Read and Match the Word</b>	
	PART 1 .....	58
	PART 2 .....	60
<b>Lesson 10</b>	<b>Read and Match the Sentence</b>	
	PART 1 .....	62
	PART 2 .....	64
<b>Lesson 11</b>	<b>Read for Details</b>	
	PART 1 .....	66
	PART 2 .....	68
<b>Lesson 12</b>	<b>Read the Note</b>	
	PART 1 .....	70
	PART 2 .....	75
<b>Lesson 13</b>	<b>Read the Directions</b>	
	PART 1 .....	80
	PART 2 .....	85
<b>Lesson 14</b>	<b>Read the Story</b>	
	PART 1 .....	90
	PART 2 .....	95
<b>Lesson 15</b>	<b>Read Nonfiction</b>	
	PART 1 .....	101
	PART 2 .....	106



Contents



Bookmarks



Notes



Highlights



Assessments



Settings



Help



## UNIT 3 WRITING

Lesson 16	Build a Word	
	PART 1	112
	PART 2	114
Lesson 17	Build a Sentence	
	PART 1	116
	PART 2	118
Lesson 18	Write a Picture Caption	
	PART 1	120
	PART 2	122
Lesson 19	Write a Story	
	PART 1	124
	PART 2	126
	PART 3	128
Lesson 20	Write an Opinion	
	PART 1	130
	PART 2	131



Contents



Bookmarks



Notes



Highlights



Assessments



Settings



Help



## UNIT 4 SPEAKING

<b>Lesson 21</b>	<b>Describe the Scene</b>	
	PART 1	132
	PART 2	133
	PART 3	134
	PART 4	135
<b>Lesson 22</b>	<b>Talk About It</b>	
	PART 1	136
	PART 2	138
<b>Lesson 23</b>	<b>Tell What It Is Called</b>	
	PART 1	140
	PART 2	142
<b>Lesson 24</b>	<b>Compare the Pictures</b>	
	PART 1	144
	PART 2	145
	PART 3	146
	PART 4	147
<b>Lesson 25</b>	<b>State an Opinion</b>	
	PART 1	148
	PART 2	149
	PART 3	150
	PART 4	151
<b>Lesson 26</b>	<b>Observe and Report</b>	
	PART 1	152
	PART 2	154

Question: 1 of 1

Marks: 1

▶ 0:00 — -0:04

Listen to the audio. Follow the directions you hear.

Section:

1.1

1:2

▶ 0:00 — -0:07



Drawing Tools

Undo Redo

Shape



Line



Text



Drawing



Color



Line

Fill

✓ SAVE &amp; NEXT

Question: 1 of 1

Marks: 1



Listen to two students talking. You will answer questions about what you hear.

Section:

1.1

1.2

▶ 0:00 — 0:21

Which picture shows what the girl will wear? Click on the correct picture.

▶ 0:00 — 0:05



1



2



3

☐ 1☒ 2☐ 3

Question: 1 of 1

Marks: 1



▶ 0:00 | ——— -0:08

Look at the pictures. Choose the picture that matches the sentence.

Mya bounces a ball.

☐ 1☐ 2☐ 3

✓ SUBMIT

Read the email that Piper wrote to Everett and answer the questions.

0:00 | -0:47

Section:

1.1



1.2

1.3

1.4

0:00 | -0:06

Which picture shows what Piper learned about in class? Click on the correct picture.

☐ 1☐ 2☐ 3

Dear Everett,

1 Learning about plants is fun. Mrs. Cooper brought seeds to class. Each student got two pots to plant seeds in. We put our names on the pots. The pots are clear plastic so we can see the roots when the plants grow.

2 First, we used small shovels and filled our empty pots with dirt. Then we pushed a few seeds into the dirt. Next, we sprinkled water on top. We put our pots in the sun on the shelf by the window.

3 After a few days, the seeds started to sprout. Soon, there were tiny plants growing. Have you ever planted anything?

Your friend,  
Piper

Send

Alt text icons



Question: 1 of 1

Marks: 1

0:00 | -0:05

Choose the letter to complete the word.



c

i

t



i

e

y

Drawing Tools

Undo Redo



Shape



Line



Text



Drawing



Color



Line



Fill

✓ SUBMIT

0:00 -0:14

The four pictures below show a story about something that happened. What story do the pictures tell? Look at the pictures to write a paragraph. You may use the words in the Word Bank to help you.



Section:

1.1

Be sure to check your work. Make sure you

- tell a complete story from beginning to end.
- tell what happened in order.
- use details in your writing.

tub  
washes  
wet

Word Bank

Paragraph A<sup>±</sup> A<sup>±</sup> B I U S x<sub>2</sub> x<sup>2</sup> :

ADD FILE

Note: Max. file size supported is 5 MB only.

✓ SAVE

✓ SUBMIT

Question: 1 of 1

Marks: 3



▶ 0:00 | ——— -0:32

Read the directions. When you are ready to speak, complete the sentence.

Let's talk about tools. There are many kinds of tools. One kind of tool is a shovel. What is another kind of tool?

Listen: Another kind of tool is \_\_\_\_\_.

Tell me what your answer is. Then tell me more about it. Ready?

Another kind of tool is \_\_\_\_\_.



Time Limit: 1 minute (s)



Start Recording

✓ SAVE

✓ SUBMIT

Question: 1 of 1

Marks: 4



▶ 0:00 | -0:14

Listen and answer the questions.



Section:

1.1

1.2

▶ 0:00 | -0:03

What animal that lives in the forest would you like to learn about?

Time Limit: 1 minute (s)



Start Recording



## Performance Reports

February-24-2024 - February-24-2025

ELPA 21 Grade 3 Section 1

Finish Line ELPA21 G3 ePrac...

Finish Line ELPA21

To see more specific performance averages, click on any of the headings following Average, and more data columns will appear to the right. To go back to the general average and grade level breakdown, click on the Average heading.

Student Name	Average	ESL/ELD	Grade 3	Listening	Receptive	1	8
Raul Sanchez	55.01%	55.01%	55.01%	70%	70%	70%	70%
Don Lousard	63.64%	63.64%	63.64%	50%	50%	50%	50%
Siam Lertz	79.44%	79.44%	79.44%	50%	50%	50%	50%
Sara Neu	60.98%	60.98%	60.98%	33.34%	33.34%	33.34%	33.34%
Brian Conner	52.39%	52.39%	52.39%	26.67%	26.67%	26.67%	26.67%

First

Prev

1

Next

Last



Grade 3 sample report shown.

## Assessment Performance Report

January-25-2025 - February-24-2025

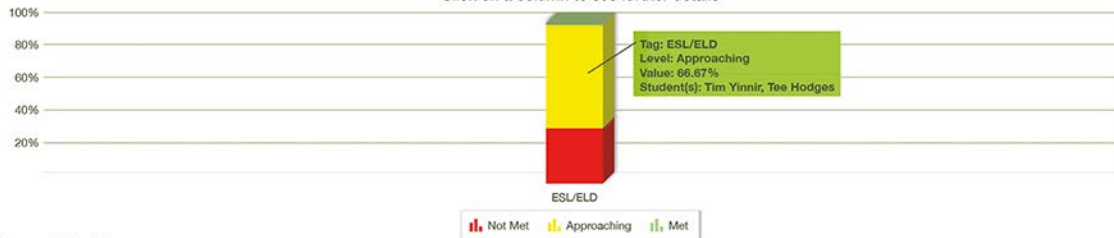
ELPA 21 G...

All

ELPA21\_G...

### ELPA21 Grade 3 L13 Read the Directions, p80\_Part 1

Click on a column to see further details



### Overall Performance

Student Name	Total Points	Score	Standard Points Answer Average	ESL/ELD 3 A Question-1.1	ESL/ELD 1 C Question-1.2	ESL/ELD 2 A Question-1.3	ESL/ELD 1 B Question-1.4
Tim Yinnir	4	2	50%	B	C	A	D
Tee Hodges	4	2	50%	B	C	B	B
Sandy Renimir	4	0	0%	B	B	B	C
No. of Correct Answer				0	2	1	1
Assessment Average				0%	66.67%	33.33%	33.33%