



Contents



Bookmarks



Notes



Highlights



Settings



Help



CONTENTS

About <i>Finish Line ELPA21 ePractice</i>	4
Directions	5
Answer Key—Listening	6
Answer Key—Reading	10
Answer Key—Writing	14
Answer Key—Speaking	16
Writing Rubrics	18
Speaking Rubrics	21
Language Modalities	26
ELPA21 English Language Proficiency Standards	27
ELPA21 Achievement Level Descriptors (ALDs), Listening	28
ELPA21 Achievement Level Descriptors (ALDs), Reading	29
ELPA21 Achievement Level Descriptors (ALDs), Writing	30
ELPA21 Achievement Level Descriptors (ALDs), Speaking	31
Classroom Learning Activities to Support Listening Skills	32
Classroom Learning Activities to Support Reading Skills	33
Classroom Learning Activities to Support Writing Skills	34
Classroom Learning Activities to Support Speaking Skills	35
Connecting Assessment to Instruction	36



Contents



Bookmarks



Notes



Highlights



Settings



Help

Lesson 4 Listen to a Conversation

Pages 22–29

Language Domain: Listening

Modality: Receptive

Description: Students will draw conclusions based on conversations.

ELP Standards: 1, 8

PART 1

1.



2. A

PART 2

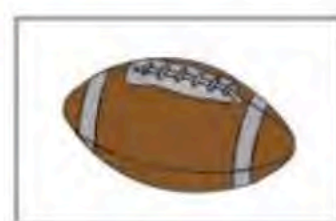
1.



2. B

PART 3

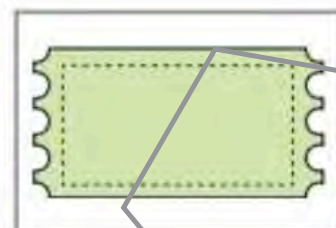
1.



2. C

PART 4

1.



2. B

Lesson 5 What Did You Hear?

Pages 30–37

Language Domain: Listening

Modality: Receptive

Description: Students will draw conclusions based on conversations.

ELP Standards: 1, 8

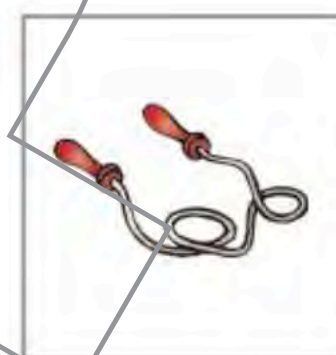
PART 1

1.



2. A

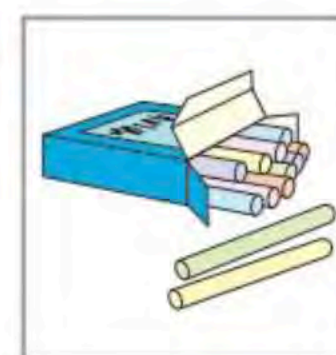
3.



PART 2

1. C

2.



3. B



Contents



Bookmarks



Notes



Highlights



Settings



Help

Answer Key—Unit 4 Speaking

Lesson 21 Describe the Scene

Pages 132–135

Language Domain: Speaking

Modalities: Interactive, Productive

Description: Students will respond to basic questions about items in an illustrated tableau depicting a school setting.

ELP Standards: 2, 7

Evaluate student answers using the 2-point Classroom Tableau speaking rubric on page 21 and speaking ALDs on page 31.

Answers will vary but should say something like the following:

PART 1

1. The people are outside of a school.
2. The students are leaving school.
3. The students are with their mom. (**Note:** It could also be their aunt, babysitter, or other adult.)
4. They are wearing jackets and backpacks.
5. There is a flag on a pole in the grass in front of the building.

PART 2

1. The older boys are reading books to the younger students.
2. The students are listening to books being read aloud.
3. Two boys are sitting on chairs. The children are sitting on a rug on the floor.
4. The shirts are many different colors: red, blue, yellow, orange, green, pink, purple, white.
5. The classroom has a bookshelf, a bulletin board, and a green rug.

PART 3

1. The students are racing toy cars.
2. The cars are blue, red, and yellow.
3. The girl is watching the cars go down the ramp.
4. The boy is holding a clipboard with paper and a pen.
5. The red car is in front, so red will win.

PART 4

1. The students are playing outside at recess.
2. There are swings, sliding boards, and monkey bars.
3. Some children are playing basketball. Others are playing tether ball.
4. Four children are swinging.
5. One sliding board is red and curvy. The other is yellow and straight.

Lesson 22 Talk About It

Pages 136–139

Language Domain: Speaking

Modality: Productive

Description: Students will respond to basic questions about familiar topics and participate in short conversations.

ELP Standards: 7, 9

Evaluate student answers using the 3-point Conversation speaking rubric on page 22 and speaking ALDs on page 31.

PART 1

1–2 Answers will vary.

PART 2

1–2 Answers will vary.