



Contents



Bookmarks



Notes



Highlights



Settings



Help



# CONTENTS

About <i>Finish Line ELPA21 ePractice</i> .....	4
Directions .....	5
Answer Key—Listening .....	6
Answer Key—Reading .....	11
Answer Key—Writing .....	15
Answer Key—Speaking .....	16
Speaking Rubrics .....	19
Language Modalities .....	23
ELPA21 English Language Proficiency Standards .....	24
ELPA21 Achievement Level Descriptors (ALDs), Listening .....	25
ELPA21 Achievement Level Descriptors (ALDs), Reading .....	26
ELPA21 Achievement Level Descriptors (ALDs), Writing .....	27
ELPA21 Achievement Level Descriptors (ALDs), Speaking .....	28
Classroom Learning Activities to Support Listening Skills .....	29
Classroom Learning Activities to Support Reading Skills .....	30
Classroom Learning Activities to Support Writing Skills .....	31
Classroom Learning Activities to Support Speaking Skills .....	32
Connecting Assessment to Instruction .....	33





Contents



Bookmarks



Notes



Highlights



Settings



Help

**PART 2**

2. A



4. B

**Lesson 7 Listen to the Story****Pages 44–49****Language Domain:** Listening**Modality:** Receptive**Description:** Students will identify main points and retell key details in stories.**ELP Standards:** 1, 8**PART 1**

1. C



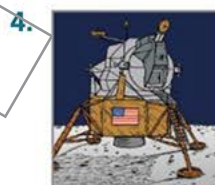

3. talks to Rosa  
leaves the door open




5. C

**Lesson 8 Listen to the Teacher****Pages 50–59****Language Domain:** Listening**Modality:** Receptive**Description:** Students will identify, gather, and sequence information from an oral presentation.**ELP Standards:** 1, 8**PART 1**

1. B

**PART 2**

1. A



3. C

4. C

## Answer Key—Unit 4 Speaking

### Lesson 19 Describe the Scene

Pages 132–135

**Language Domain:** Speaking

**Modality:** Interactive, Productive

**Description:** Students will respond to basic questions about items in an illustrated tableau depicting a school setting.

**ELP Standards:** 2, 7

*Evaluate student answers using the 2-point Classroom Tableau speaking rubric on page 19 and speaking ALDs on page 28.*

**Answers will vary but should say something like the following:**

#### PART 1

1. The students are lined up getting on school buses.
2. The weather looks cold, and it is snowing.
3. The students are wearing jackets, hats, mittens, scarves, and earmuffs.
4. The boy is looking up at the snow. Maybe he is reaching to catch a snowflake.
5. The backpacks are different colors—purple, blue, yellow, pink, orange, and green.

#### PART 2

1. The man is talking to the students about the sun and Earth.
2. The students are sitting on the floor listening to the man.
3. There are books and colored organizer bins on the shelf.
4. There is a calendar, a poster, and a clock hanging on the walls.
5. The boy is lifting his hand and finger because he is waiting for his turn to say something.

#### PART 3

1. The students are reading books.
2. Different kinds of books are on the table.
3. The students are sitting on green chairs at a round table. The girl with blonde hair is sitting in a blue wheelchair.
4. One book is about horses. Another is about birds. Some books have colorful pictures.
5. There are books and a plant on the shelf.

#### PART 4

1. The students are outside at the playground and on the grass.
2. The students are playing at recess.
3. Some students are going up the steps. Two students are waiting at the top. One girl just went down the slide.
4. The student are kicking a ball around in the grass.
5. It looks like the boy is walking toward the grass to play ball with the others. Maybe he just went down the slide.