



# CONTENTS

Directions ..... 7



## UNIT 1 LISTENING

<b>Lesson 1</b>	<b>Listen and Match the Word</b>	
	PART 1 .....	8
	PART 2 .....	10
<b>Lesson 2</b>	<b>Listen and Match the Sentence</b>	
	PART 1 .....	12
	PART 2 .....	14
<b>Lesson 3</b>	<b>Follow the Instructions</b>	
	PART 1 .....	16
	PART 2 .....	18
	PART 3 .....	20
<b>Lesson 4</b>	<b>Listen for Information</b>	
	PART 1 .....	22
	PART 2 .....	23
	PART 3 .....	24
	PART 4 .....	25
<b>Lesson 5</b>	<b>Listen to a Conversation</b>	
	PART 1 .....	26
	PART 2 .....	29
	PART 3 .....	32
	PART 4 .....	35
<b>Lesson 6</b>	<b>Listen to a Discussion</b>	
	PART 1 .....	38
	PART 2 .....	43
<b>Lesson 7</b>	<b>Listen to the Student</b>	
	PART 1 .....	48
<b>Lesson 8</b>	<b>Listen to the Teacher</b>	
	PART 1 .....	53
	PART 2 .....	57



Bookmarks



Notes



Highlights



Settings



Help





Bookmarks



Notes



Highlights



Settings



Help



## UNIT 2 READING

<b>Lesson 9</b>	<b>Read and Match</b>	
	PART 1 .....	61
	PART 2 .....	63
<b>Lesson 10</b>	<b>Read the Story</b>	
	PART 1 .....	65
	PART 2 .....	68
<b>Lesson 11</b>	<b>Read for Information</b>	
	PART 1 .....	71
	PART 2 .....	74
<b>Lesson 12</b>	<b>Read Fiction</b>	
	PART 1 .....	77
	PART 2 .....	80
<b>Lesson 13</b>	<b>Read Nonfiction</b>	
	PART 1 .....	85
	PART 2 .....	90
<b>Lesson 14</b>	<b>Read the Note</b>	
	PART 1 .....	95
	PART 2 .....	98





Bookmarks



Notes



Highlights



Settings



Help



## UNIT 3 WRITING

Lesson 15	<b>Build a Word</b>	
	PART 1 .....	101
	PART 2 .....	103
Lesson 16	<b>Build a Sentence</b>	
	PART 1 .....	105
	PART 2 .....	107
Lesson 17	<b>Edit a Paragraph</b>	
	PART 1 .....	109
	PART 2 .....	110
	PART 3 .....	111
	PART 4 .....	112
Lesson 18	<b>Write Questions</b>	
	PART 1 .....	113
	PART 2 .....	116
	PART 3 .....	119
	PART 4 .....	122
Lesson 19	<b>Write a Story</b>	
	PART 1 .....	125
	PART 2 .....	127
	PART 3 .....	129
Lesson 20	<b>Write an Opinion</b>	
	PART 1 .....	131
	PART 2 .....	132





Bookmarks



Notes



Highlights



Settings



Help



## UNIT 4 SPEAKING

<b>Lesson 21</b>	<b>Describe the Scene</b>	
	PART 1 .....	133
	PART 2 .....	134
	PART 3 .....	135
	PART 4 .....	136
<b>Lesson 22</b>	<b>Talk About It</b>	
	PART 1 .....	137
	PART 2 .....	138
	PART 3 .....	139
	PART 4 .....	140
<b>Lesson 23</b>	<b>Compare the Pictures</b>	
	PART 1 .....	141
	PART 2 .....	142
	PART 3 .....	143
	PART 4 .....	144
<b>Lesson 24</b>	<b>Give a Book Report</b>	
	PART 1 .....	145
	PART 2 .....	148
	PART 3 .....	151
	PART 4 .....	154
<b>Lesson 25</b>	<b>Analyze a Visual</b>	
	PART 1 .....	157
	PART 2 .....	158
	PART 3 .....	159
	PART 4 .....	160
<b>Lesson 26</b>	<b>Observe and Report</b>	
	PART 1 .....	161
	PART 2 .....	163



Question: 1 of 1

Marks: 1



Listen to the audio. Follow the directions you hear.



Section:

1.1

1.2



Drawing Tools

Undo Redo



Shape



Line



Text



Drawing



Color



Line



Fill



✓ SAVE &amp; NEXT

Read the information and answer the questions.

### The Special Skin of Frogs



1 Frogs spend part of their life underwater, like a fish. Then they spend the other part on land. Animals that do this are called amphibians. Like other amphibians, frogs can breathe both on land and underwater. How do they do this?

2 All animals have body parts that help them live. Some body parts help animals breathe. Fish have gills. Gills pull oxygen out of water. People have lungs. Lungs take oxygen out of air. A frog breathes both in the water and on dry land. Does it have both gills and lungs?

3 A baby frog, or tadpole, looks and acts like a fish. It has gills and never comes out of the water. As it gets older, its body changes. The gills disappear, and the tadpole grows arms, legs, and lungs. Then it hops up on land. It still has its tail, but this slowly disappears as the frog gets bigger. Once the tail is gone, the frog is an adult.

4 A grown frog can still live underwater, even without gills. Some frogs spend the whole winter at the bottom of a pond. They can do this because their skin is very special: it acts like a huge gill. It absorbs oxygen from the water in the mud at the bottom of a pond. So, frogs can breathe through their skin, but that's not all their skin helps them do. When we need water, we drink it. But frogs do not swallow water. Instead, they soak up wetness through their skin!

Section:

1.1

1.2

1.3

1.4

Choose the correct answer to complete the sentence.

The main idea of paragraph 4 is that underwater, a grown frog

Listen to an announcement from the teacher. Follow the speaker's directions for a writing task.

▶ 0:00 | — -0:47



I have some important news, class. Next week, a professional firefighter will visit our class. Julianne Morena is an experienced firefighter with extensive training. She holds a degree in fire science and is a certified EMT (emergency medical technician). She will come to class to talk about the physical requirements of her job. She will bring some of her equipment. She will also share some of her experiences in fighting fires and saving lives. I am gathering questions that we will ask her during her visit.

Write three questions that you ask the visitor. Be sure to write in complete sentences.

Section:

1.1

1.2

1.3

Now write the first question for the visitor here.

▶ 0:00 | — -0:03

← → Paragraph ▼ A<sup>2</sup> ▼ AI ▼ B I U ↺ ×<sub>2</sub> ×<sup>2</sup> ⋮

📎 ADD FILE

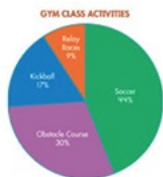

✓ SAVE & NEXT

Question: 1 of 1

Marks: 5



The circle graph below shows the gym class activities students at Hill Elementary like most. Read the circle graph. Then you will answer two questions.



Section:

1.1

1/2

Briefly explain the information in the circle graph. Include the most important details about students' favorite gym class activities shown in the circle graph.



Time Limit: 2 minute (s)



Start Recording

✓ SAVE &amp; NEXT

- Dashboard
- Learning Content
- Teacher Resource
- Homework
- Assessment
- Roster
- Report
- Performance Reports
- Group
- Social

Dashboard > Performance Reports

## Performance Reports

February-24-2024 - February-24-2025

ELPA 21 Grade 3 Section 1

Finish Line ELPA21 G3 ePrac...

Finish Line ELPA21

To see more specific performance averages, click on any of the headings following Average, and more data columns will appear to the right. To go back to the general average and grade level breakdown, click on the Average heading.

Student Name	Average	ESL/ELD	Grade 3	Listening	Receptive	1	8
Raul Sanchez	55.01%	55.01%	55.01%	70%	70%	70%	70%
Don Lousard	63.64%	63.64%	63.64%	50%	50%	50%	50%
Siam Lertz	79.44%	79.44%	79.44%	50%	50%	50%	50%
Sara Neu	60.98%	60.98%	60.98%	33.34%	33.34%	33.34%	33.34%
Brian Conner	52.39%	52.39%	52.39%	26.67%	26.67%	26.67%	26.67%

First Prev 1 Next Last



Grade 3 sample report shown.

- Dashboard
- Learning Content
- Teacher Resource
- Homework
- Assessment
- Roster
- Report
- Group
- Social

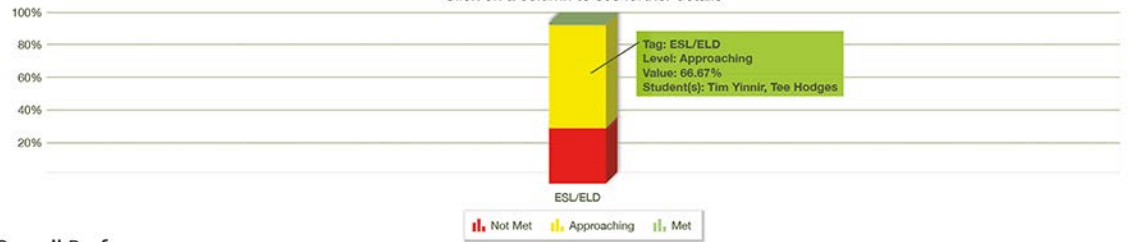
Dashboard > Assessment Report

## Assessment Performance Report

January-25-2025 - February-24-2025
ELPA 21 G...
All
ELPA21\_G...

### ELPA21 Grade 3 L13 Read the Directions, p80\_Part 1

Click on a column to see further details



### Overall Performance

Student Name	Total Points	Score	Standard Points Answer Average	ESL/ELD 3 A Question-1.1	ESL/ELD 1 C Question-1.2	ESL/ELD 2 A Question-1.3	ESL/ELD 1 B Question-1.4
Tim Yinnir	4	2	50%	B	C	A	D
Tee Hodges	4	2	50%	B	C	B	B
Sandy Renimir	4	0	0%	B	B	B	C
No. of Correct Answer				0	2	1	1
Assessment Average				0%	66.67%	33.33%	33.33%

First
Prev
1
Next
Last

Grade 3 sample report shown.