

Contents

Bookmarks

Notes

Highlights

Settings

Help

# CONTENTS

About <i>Finish Line ELPA21 ePractice</i> .....	4
Directions .....	5
Answer Key—Listening .....	6
Answer Key—Reading .....	10
Answer Key—Writing .....	13
Answer Key—Speaking .....	15
Writing Rubrics .....	17
Speaking Rubrics .....	20
Language Modalities .....	25
ELPA21 English Language Proficiency Standards .....	26
ELPA21 Achievement Level Descriptors (ALDs), Listening .....	27
ELPA21 Achievement Level Descriptors (ALDs), Reading .....	28
ELPA21 Achievement Level Descriptors (ALDs), Writing .....	29
ELPA21 Achievement Level Descriptors (ALDs), Speaking .....	30
Classroom Learning Activities to Support Listening Skills .....	31
Classroom Learning Activities to Support Reading Skills .....	32
Classroom Learning Activities to Support Writing Skills .....	33
Classroom Learning Activities to Support Speaking Skills .....	34
Connecting Assessment to Instruction .....	35



Contents



Bookmarks



Notes



Highlights



Settings



Help

## Lesson 3 Follow the Instructions

Pages 16–21

Language Domain: Listening

Modality: Receptive

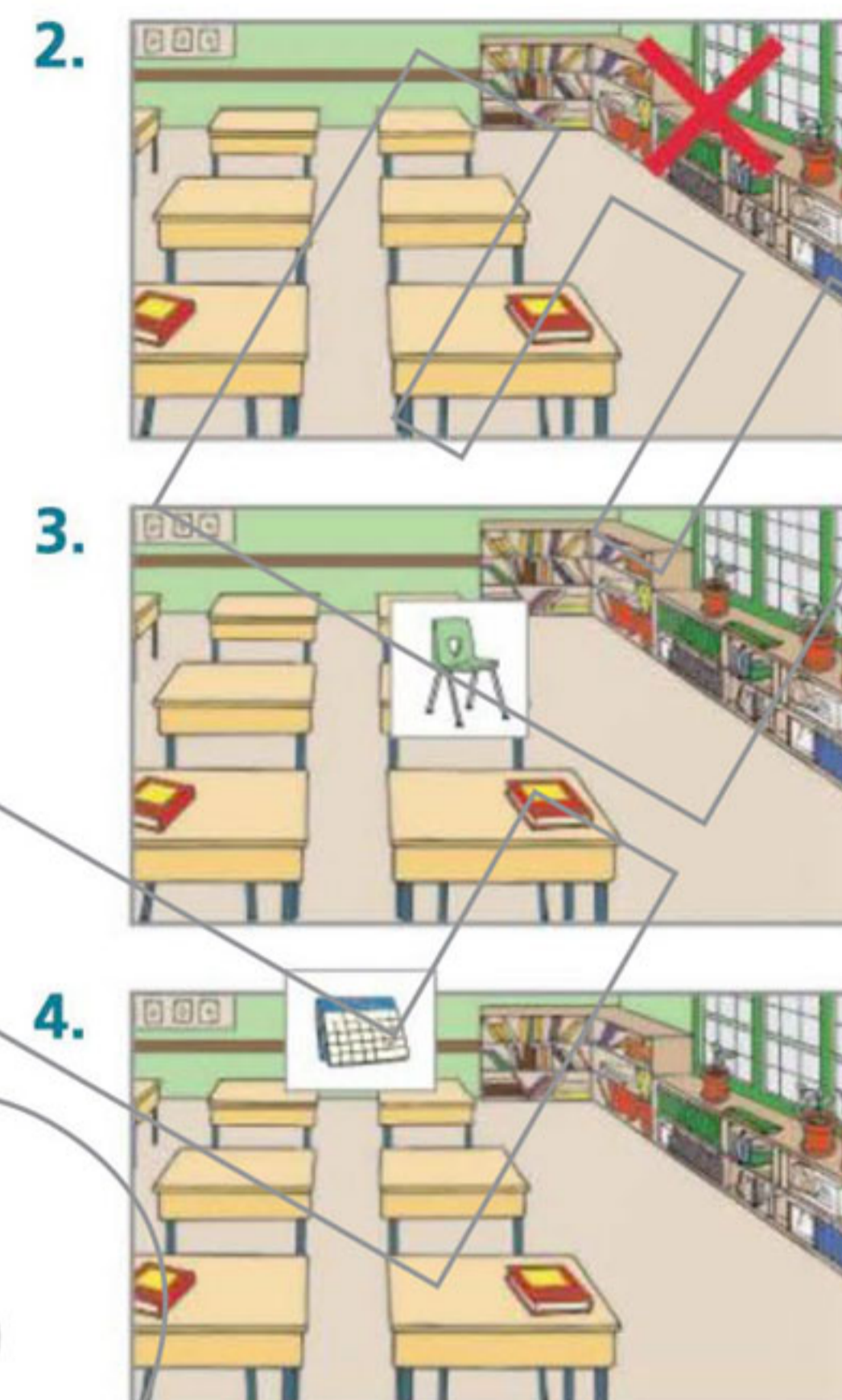
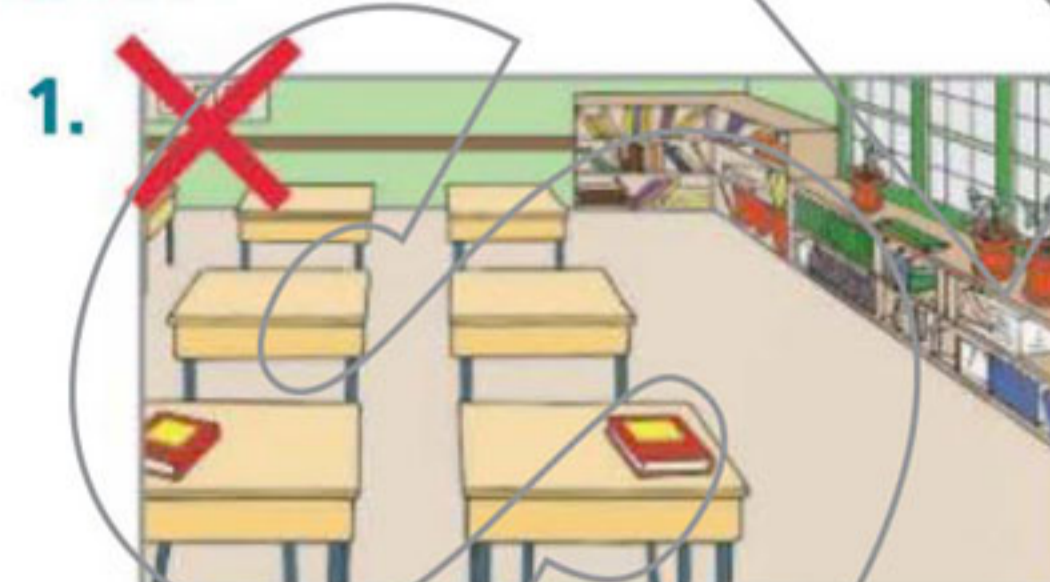
**Description:** Students will identify and gather information from an oral presentation and follow multistep directions.

ELP Standards: 1, 8


### PART 1



### PART 2



### PART 3





Contents



Bookmarks



Notes



Highlights



Settings



Help

## Answer Key—Unit 4 Speaking

### Lesson 21 Describe the Scene

Pages 133–136

**Language Domain:** Speaking

**Modalities:** Interactive, Productive

**Description:** Students will respond to basic questions about items in an illustrated tableau depicting a school setting.

**ELP Standards:** 2, 7

*Evaluate student answers using the 2-point Classroom Tableau speaking rubric on page 20 and speaking ALDs on page 30.*
**Answers will vary but should say something like the following:**

#### PART 1

1. The woman is checking out the girl's book.
2. The girl is taking the book from the woman.
3. The boy is looking for a book.
4. There is a colorful design on the poster.
5. There is a computer on the desk.

#### PART 2

1. The students are eating lunch.
2. The girl is holding a sandwich in her hand.
3. One thing on the tray is a slice of pizza.
4. It is probably noon because that is lunchtime at school.
5. The boy in the blue shirt brought his lunch from home.

#### PART 3

1. The students are making a presentation to the class.
2. The boy in the yellow shirt is talking to the students.
3. The poster shows the Statue of Liberty.
4. The students are listening to the presentation.

5. The student wearing the boots is holding a poster with a ship on it.

#### PART 4

1. The nurse is putting a bandage on the boy's knee.
2. The boy and the nurse are in the nurse's office.
3. The boy fell down.
4. The boy is sitting on a cot.
5. The nurse is sitting on a chair.

### Lesson 22 Talk About It

Pages 137–140

**Language Domain:** Speaking

**Modality:** Productive

**Description:** Students will respond to basic questions about familiar topics and participate in short conversations.

**ELP Standards:** 7, 9

*Evaluate student answers using the 3-point Conversation speaking rubric on page 21 and speaking ALDs on page 30.*

#### PART 1

**1–2 Answers will vary.**

#### PART 2

**1–2 Answers will vary.**