

CONTENTS

About *Finish Line ELPA21* 5

Audio Download Instructions 6



UNIT 1 LISTENING 7

Lesson 1 Listen and Match the Word 8

Lesson 2 Listen and Match the Sentence 12

Lesson 3 Listen for Information 16

Lesson 4 Listen to a Conversation 20

Lesson 5 Listen to a Debate 28

Lesson 6 Listen to the Student 36

Lesson 7 Listen to the Teacher 45



UNIT 2 READING 53

Lesson 8 Read the Paragraph 54

Lesson 9 Read the Story 62

Lesson 10 Read for Information 69

Lesson 11 Read Fiction 75

Lesson 12 Read Nonfiction 86

Lesson 13 Read the Argument 97



UNIT 3 WRITING 105

Lesson 14 Edit a Paragraph 106

Lesson 15 Write Questions 110

Lesson 16 Write a Reply 122

Lesson 17 Write a Story 126

Lesson 18 Construct a Claim 135



UNIT 4 SPEAKING **137**

Lesson 19	Compare the Pictures	138
Lesson 20	Give a Book Report	142
Lesson 21	Analyze a Visual	154
Lesson 22	Observe and Report	162



APPENDIX **176**

Parent Letter	177
Classroom Learning Activities to Support Listening Skills	179
Classroom Learning Activities to Support Reading Skills	180
Classroom Learning Activities to Support Writing Skills	181
Classroom Learning Activities to Support Speaking Skills	182
Answer Sheets with Rubrics	183
Comprehensive Scoring Form	199
Language Modalities	200
ELPA21 English Language Proficiency Standards	201
ELPA21 Achievement Level Descriptors (ALDs), Listening	202
ELPA21 Achievement Level Descriptors (ALDs), Reading	203
ELPA21 Achievement Level Descriptors (ALDs), Writing	204
ELPA21 Achievement Level Descriptors (ALDs), Speaking	205
Connecting Assessment to Instruction	206

2 Listen and Match the Sentence



Say: Look at number 2. Take a moment to look at the pictures.

Pause about 10 seconds while students look at the pictures.

Say: Listen to the sentence. Draw an X on the picture that matches the sentence you hear.

The father is driving his happy family home from a day at the state fair.

Pause for students to mark an answer.





Instruct students to turn the page.

2 Listen and Match the Sentence

LISTENING

Listen to the audio. Follow the direction you hear.

2.

Unit 1 LISTENING
13

© The Continental Press, Inc. DUPLICATING THIS MATERIAL IS ILLEGAL.

Item	Language Domain	Modality
2	Listening	Receptive
Description: Students will listen to a prompt and match the picture and sentence.		
ELP Standards:		
1 Construct meaning from oral presentations and literary and informational text through grade-appropriate listening, reading, and viewing		
8 Determine the meaning of words and phrases in oral presentations and literary and informational text		

15 Write Questions



Say: Listen to an announcement from the teacher. Follow the speaker's directions for a writing task.

 I have some news, class. A chef is going to come to our school. She is the chef at the restaurant Magnolia on Market. She has been a chef for six years and the chef at Magnolia for three. Her name is Patricia Marshall. She is going to visit next week.

Write three questions that you want to ask the visitor. Be sure to write in complete sentences.

Now write the first question for the visitor here.

Pause to allow students to answer the question.

Instruct students to turn the page when they have answered the question. Evaluate the students' answers using the 3-point Writing Questions writing rubric on page 192 and the writing ALDs on page 204.

15 Write Questions



Listen to an announcement from the teacher. Follow the speaker's directions for a writing task.



I have some news, class. A chef is going to come to our school. She is the chef at the restaurant Magnolia on Market. She has been a chef for six years and the chef at Magnolia for three. Her name is Patricia Marshall. She is going to visit next week.

Write three questions that you want to ask the visitor. Be sure to write in complete sentences.

7. Now write the first question for the visitor here.


Answers will vary. Sample response: What is your favorite dish that you developed?

116 Unit 3 WRITING

© The Continental Press, Inc. DUPLICATING THIS MATERIAL IS ILLEGAL.

Item	Language Domain	Modality
7	Writing	Productive
Description: Students will listen to an announcement and write questions for an individual who is the topic of the announcement.		
ELP Standards:		
7 Adapt language choices to purpose, task, and audience when speaking and writing		
9 Create clear and coherent grade-appropriate speech and text		

19 Compare the Pictures

 Look carefully at the two pictures. Describe what is the same and what is different. Include at least three things that are the same or different.

Pause while the student answers the question.

Evaluate student answers using the 3-point Compare Pictures speaking rubric on page 196 and speaking ALDs on page 205.

Instruct the student to turn the page.

19 Compare the Pictures



Look carefully at the two pictures. Describe what is the same and what is different. Include at least three things that are the same or different.

4.



Answers will vary.

EXTENSION ACTIVITY

Visit two “specialty” rooms in the school, such as an art room, photography lab, band room, or computer lab. Alternatively, show students pictures of these rooms or similar rooms. Discuss similarities and differences between the rooms. List students’ responses on the board under the headings *Same* and *Different*.

Item	Language Domain	Modality
4	Speaking	Productive
Description: Students will review two pictures and describe what is the same and what is different using as many details as possible.		
ELP Standards:		
7 Adapt language choices to purpose, task, and audience when speaking and writing		
9 Create clear and coherent grade-appropriate speech and text		