

CONTENTS

| | |
|--|---|
| Welcome to <i>Finish Line ELPA21</i> | 5 |
|--|---|



UNIT 1 LISTENING

| | | |
|----------|-------------------------------------|----|
| Lesson 1 | Listen and Match the Word | 8 |
| Lesson 2 | Listen and Match the Sentence | 12 |
| Lesson 3 | Follow the Instructions | 16 |
| Lesson 4 | Listen for Information | 22 |
| Lesson 5 | Listen to a Conversation | 26 |
| Lesson 6 | Listen to a Discussion | 34 |
| Lesson 7 | Listen to the Student | 42 |
| Lesson 8 | Listen to the Teacher | 53 |



UNIT 2 READING

| | | |
|-----------|----------------------------|----|
| Lesson 9 | Read and Match | 62 |
| Lesson 10 | Read the Story | 66 |
| Lesson 11 | Read for Information | 73 |
| Lesson 12 | Read Fiction | 79 |
| Lesson 13 | Read Nonfiction | 88 |
| Lesson 14 | Read the Note | 97 |



UNIT 3 WRITING..... **103**

| | | |
|-----------|------------------------|------------|
| Lesson 15 | Build a Word | 104 |
| Lesson 16 | Build a Sentence | 108 |
| Lesson 17 | Edit a Paragraph | 112 |
| Lesson 18 | Write Questions | 116 |
| Lesson 19 | Write a Story | 128 |
| Lesson 20 | Write an Opinion | 137 |




UNIT 4 SPEAKING..... **141**

| | | |
|-----------|----------------------------|------------|
| Lesson 21 | Describe the Scene | 142 |
| Lesson 22 | Talk About It | 146 |
| Lesson 23 | Compare the Pictures | 150 |
| Lesson 24 | Give a Book Report | 154 |
| Lesson 25 | Analyze a Visual | 166 |
| Lesson 26 | Observe and Report | 170 |

3 Follow the Instructions



Listen to the audio. Follow the directions you hear.



3. 

4. 

5 Listen to a Conversation



Listen to two students talking. You will answer questions about what you hear.



10. What are the boys discussing? Choose the correct answer.

- (A) bicycle safety
- (B) a new bike path
- (C) things to do at the park
- (D) going fishing at the stream

11. What will the boys probably do next? Choose the correct answer.

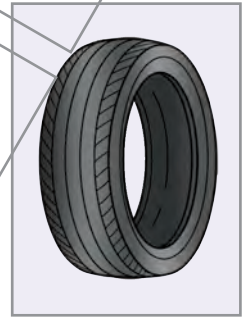
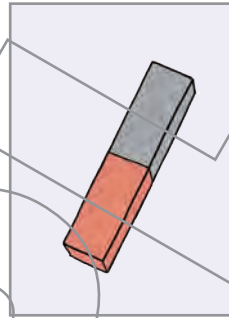


- (A) eat dinner
- (B) wade in the stream
- (C) take pictures of ducks
- (D) ride bikes at Linear Park

11 Read for Information



READING

5. Which picture shows a magnet? Draw an X under the correct picture.



6. Circle the correct answer to complete the sentence.

A magnet picks up objects that are made of
(**paper** **wood** **iron** **glass**).

7. In the passage, the word “draw” means ____.

- (A) write
- (B) color
- (C) cut
- (D) pull

16 Build a Sentence



WRITING

Draw lines from the boxes to the words to make a sentence.

2.



with

her

woman

The fills up car gasoline.

18 Write Questions



WRITING

Listen to an announcement from the teacher. Follow the speaker's directions for a writing task.



Good afternoon, class. On Monday, we will have a special visit from a pilot. Marie Rodriguez is a corporate pilot. She works for one corporation, and her job is to fly people who work for the company around the country to meetings and other events. Before she became a corporate pilot, she worked for a commercial airline transporting people around the world. I am putting together a list of questions to send Captain Rodriguez before she visits.

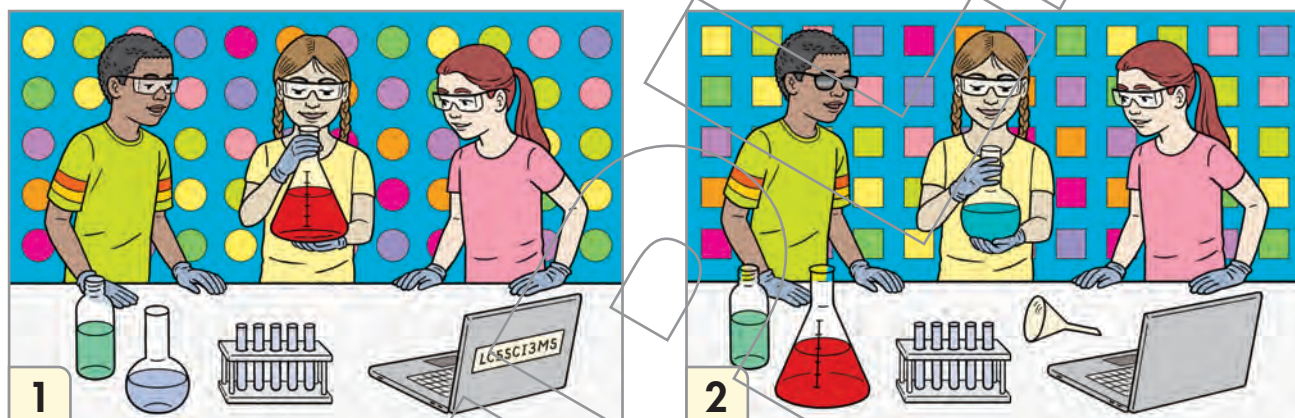
Write three questions that you want to ask the visitor. Be sure to write in complete sentences.

10. Now write the first question for the visitor here.

23 Compare the Pictures

Look carefully at the two pictures. Describe what is the same and what is different. Include at least three things that are the same or different.


2.



24 Give a Book Report



Listen to a student presenting a book report. Then you will answer three questions about the report.



Mystery Book Report

Title of Book: The Jewel Bug Mystery

Author: Liza Guo

Setting: a museum

Main Characters: Terry and Nevin

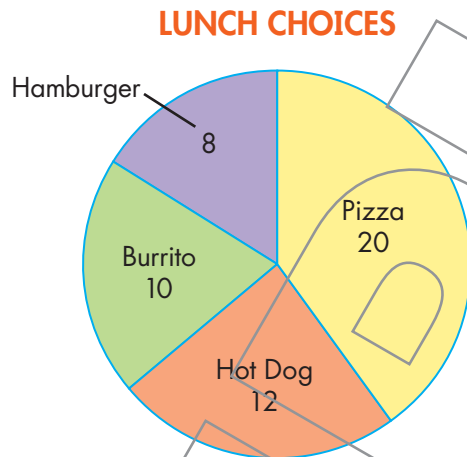
Summary of the book: Valuable objects are missing from the museum. Terry and Nevin, museum employees, are searching for the precious items. The relics disappeared from the “World of Giant Insects” collection. Who would take dead bugs? The rare insects gleam like jewels in shades of bright blue, brilliant gold, and shimmering green, but why would anyone steal insects? The insects were enclosed in glass cases when Terry and Nevin locked up and left the museum the night before. Now the cases are empty! Suddenly, Terry notices an odd clue which leads to more and more clues. What do the clues reveal? Will they solve the mystery and find a motive? The creepy plot might make you wriggle.

10. What is the book's title and who is the author?

25 Analyze a Visual



The circle graph below shows the lunch choices of two classes for the end-of-year picnic. Read the circle graph. Then you will answer two questions.



5. Briefly explain the information in the circle graph. Include the most important details about the lunch choices for the two classes shown in the circle graph.
6. Do you agree or disagree with the following claim? More students chose burrito than hot dog as their lunch choice. Use detailed information from the graph to explain your answer.