

# CONTENTS

Welcome to <i>Finish Line ELPA21</i> .....	5
--	---



## UNIT 1 LISTENING .....

Lesson 1	Listen and Match the Word .....	8
Lesson 2	Listen and Match the Sentence .....	12
Lesson 3	Follow the Instructions .....	16
Lesson 4	Listen to a Conversation .....	22
Lesson 5	What Did You Hear? .....	30
Lesson 6	Listen to the Story .....	34
Lesson 7	Listen to the Teacher .....	40



## UNIT 2 READING .....

Lesson 8	Read the Sentence .....	48
Lesson 9	Read and Match the Word .....	52
Lesson 10	Read and Match the Sentence .....	56
Lesson 11	Read for Details .....	60
Lesson 12	Read the Note .....	64
Lesson 13	Read the Directions .....	72
Lesson 14	Read the Story .....	79
Lesson 15	Read Nonfiction .....	86





## **UNIT 3 WRITING**.....95

---

Lesson 16	Build a Word .....	96
Lesson 17	Build a Sentence .....	100
Lesson 18	Write a Picture Caption.....	104
Lesson 19	Write a Story.....	108
Lesson 20	Write an Opinion.....	117



## **UNIT 4 SPEAKING**.....121

---

Lesson 21	Describe the Scene .....	122
Lesson 22	Talk About It.....	126
Lesson 23	Tell What It Is Called .....	130
Lesson 24	Compare the Pictures .....	134
Lesson 25	State an Opinion .....	138
Lesson 26	Observe and Report .....	146



### 3 Follow the Instructions



LISTENING

Listen to the audio. Follow the directions you hear.



11.

12.



## 4 Listen to a Conversation





LISTENING

Listen to two people talking. You will answer questions about what you hear.



3. Which picture shows what Mom first wanted to make? Draw an X on the correct picture.





## 11 Read for Details



READING

Read the information and answer the question.

2. Read about Gia. Move the things Gia needs to the picture. Follow the directions.

It is almost dinnertime. Gia sets the table. She needs a plate, a fork, and a knife.

Draw a line from the things Gia needs to the table.





## 13 Read the Directions



READING

3. What items do you need to make scratch art? Check all that apply.

- ☐ highlighter
- ☐ crayons
- ☐ stapler
- ☐ pencil
- ☐ dish soap
- ☐ plate

4. Why is the scratch art picture “colorful”?

- (A) It is made with black paint.
- (B) It is made with bright crayons.
- (C) It is made with a bent paper clip.




## 17 Build a Sentence



WRITING

Draw lines from the boxes to the words to make a sentence.

3.



ball

dog

after

The  runs  the .



## 18 Write a Picture Caption



WRITING

Look at this picture. Write a sentence to describe what you see.  
You may use words from the Word Bank to help you.

3.



### Word Bank

sleep  
tent  
stars

---

---

---

---




## 24 Compare the Pictures



Look carefully at the two pictures. Describe what is the same and what is different. Use as many details as you can.

4.





## 25 State an Opinion



SPEAKING

Listen and answer the question.



5. What is your favorite kind of weather?