

Contents

Resources

Bookmarks

Notes

Highlights

Assessments

Settings

Help



LISTENING and SPEAKING

Lesson 1	Object Identification, I	5
Lesson 2	Talk About It	9
Lesson 3	How to Do It	13
Lesson 4	Compare and Contrast	17
Lesson 5	What’s Happening?	21
Lesson 6	Listen and Understand: Nonfiction	25
Lesson 7	Look Closely	32
Lesson 8	What Are They Doing?	36
Lesson 9	Describe What You See	40
Lesson 10	Listen and Understand: Storytime	44
Lesson 11	How Do I Get There?	51
Lesson 12	Opinions	55
Lesson 13	Predictions	59
Lesson 14	Object Identification, II	63
Lesson 15	Sequence	67



Contents

Resources

Bookmarks

Notes

Highlights

Assessments

Settings

Help



READING and WRITING

Lesson 16	Cloze Sentences, I	71
Lesson 17	Cloze Sentences, II	75
Lesson 18	Content Reading	79
Lesson 19	Grammar, I	83
Lesson 20	Grammar, II	89
Lesson 21	Rewriting Sentences	95
Lesson 22	Reading Nonfiction	98
Lesson 23	Academic Writing	102
Lesson 24	Reading Fiction	108
Lesson 25	Informative Writing	112
Lesson 26	More Fiction	115
Lesson 27	Narrative Writing	120
Lesson 28	More Nonfiction	126



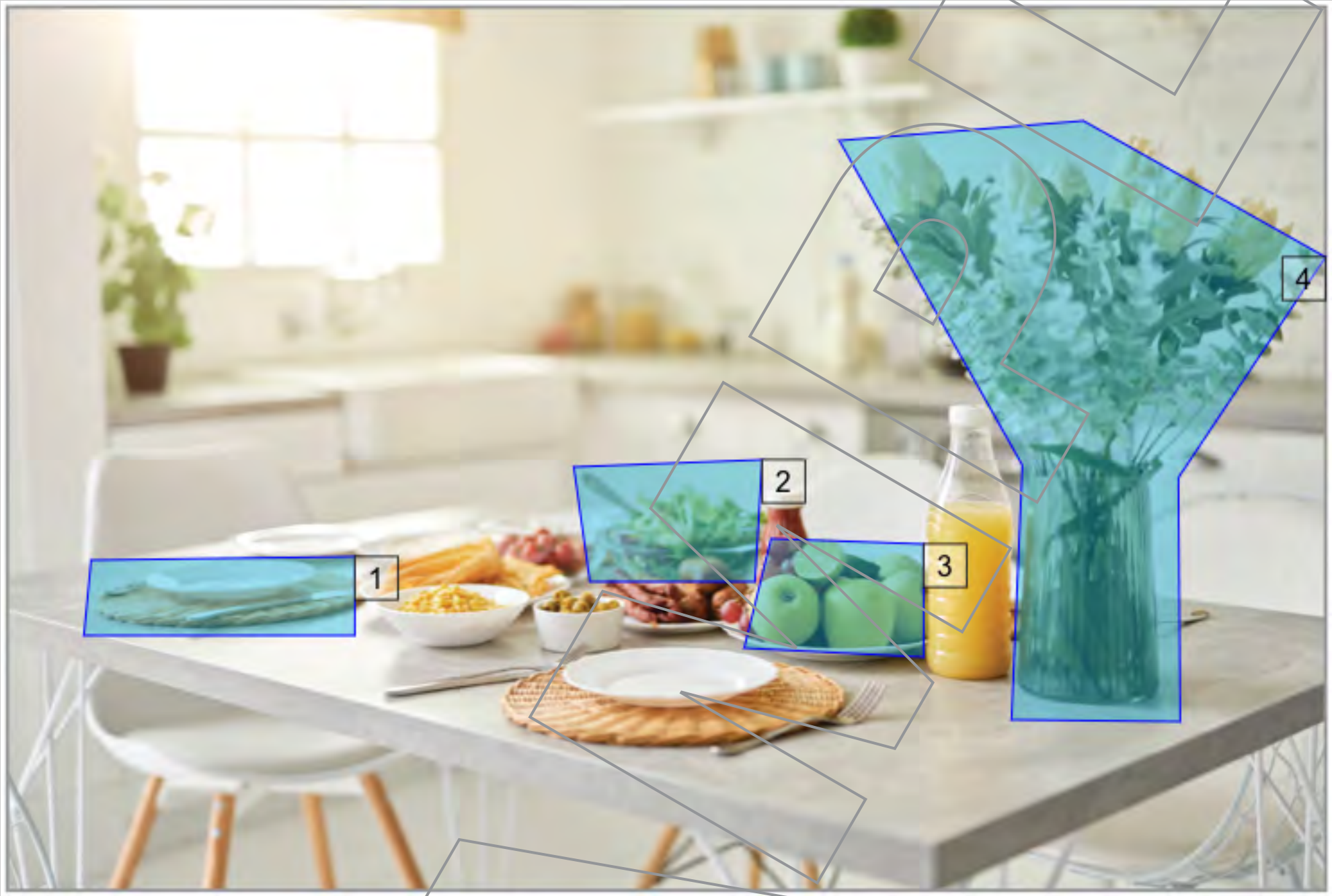


Question: 1 of 1

Marks: 1



Listen to the audio. Follow the direction you hear.



- ☐ 1
- ☐ 2
- ☐ 3
- ☐ 4

✓ SUBMIT





Contents



Resources



Bookmarks



Notes



Highlights



Assessments



Settings



Help

TELPAS ePractice G7, Lesson 2, Talk About It

Question: 1 of 1

Marks: 2

Where would you go on vacation? Tell:

- where you would go on vacation
- how you would plan this vacation



Time Limit: 1 minute (s)



Start Recording

✓ SAVE

✓ SUBMIT





Contents



Resources



Bookmarks



Notes



Highlights



Assessments



Settings



Help

TELPAS ePractice G7, Lesson 3, How to Do It

Question: 1 of 1

Marks: 4



Look at the pictures and read the directions below. You will use the pictures to explain each step in a process. When you are ready to speak, tell as much as you can.



Explain how to make a bouquet of flowers.



Time Limit: 2 minute (s)



Start Recording

✓ SAVE

✓ SUBMIT



Contents

Resources

Bookmarks

Notes

Highlights

Assessments

Settings

Help




TELPAS ePractice G7, Lesson 6, Listen and Understand: Nonfiction

Question: 1 of 1

Marks: 1

Watch this part of the video again. Then answer the question.



Section: 1.1

Which statement about wetlands is true?

☐ Wetlands are not very important to the world.

☐ Wetlands pollute streams and rivers.

☐ Farmers grow many crops in wetlands.

☐ Some wetland plants clean up polluted water.

✓ SUBMIT



- Contents
- Resources
- Bookmarks
- Notes
- Highlights
- Assessments
- Settings
- Help

TELPASePractice G7, Lesson 11, How Do I Get There?

Question: 1 of 1

Marks: 4

Read the information below. You will use a map to give directions. When you are ready to speak, tell as much as you know.

Roberto wants to buy a new pair of sneakers. First, he must go to the bank. Then he will drive to the shoe store. Tell how Roberto will drive from the bank to the shoe store and what he will pass along the way.

The map shows a grid of streets. The vertical streets are Horn Drive, Green Street, and Fall Road. The horizontal streets are King Road and an unnamed street at the top. Landmarks are located at the intersections: Bank (Horn Drive & unnamed street), Town Clock (Green Street & unnamed street), Ballpark (Fall Road & unnamed street), Bike Store (Horn Drive & King Road), Book Store (Green Street & King Road), Police Station (Fall Road & King Road), Apartment House (Horn Drive & unnamed street below King Road), Shoe Store (Green Street & unnamed street below King Road), and Swimming Pool (Fall Road & unnamed street below King Road). A compass rose shows North is up.

Time Limit: 2 minute (s)

Start Recording

✓ SAVE

✓ SUBMIT





Contents



Resources



Bookmarks



Notes



Highlights



Assessments



Settings



Help

TELPAS ePractice G7, Lesson 13, Predictions

Question: 1 of 1

Marks: 2



Look at the picture and read the question. When you are ready to speak, answer the question.



What is the daughter asking her mother?



Time Limit: 1 minute (s)



Start Recording

✓ SAVE

✓ SUBMIT



Contents

Resources

Bookmarks

Notes

Highlights

Assessments

Settings


Help

TELPASePractice G7, Lesson 17, Cloze Sentences, II

Question: 1 of 1

Marks: 1

The first cactuses looked more like trees. However, over millions of years, cactuses changed. Today, they are covered with sharp spines. Plants with narrow, pointed leaves or spines do better in the dry climate of the desert. They do not lose as much water as plants with flat leaves. Also, the trunks or stems of cactuses become softer over time. This helped them absorb water. Cactuses also developed very long roots that grow close to the surface. This \_\_\_\_ them to collect water that they need from the surface.



☐ allows

☐ prevents

☐ divides

☐ checks

✓

SUBMIT



Contents

Resources

Bookmarks

Notes

Highlights

Assessments

Settings

Help

TELPAS ePractice G7, Lesson 19, Grammar, I-R

Question: 1 of 1

Marks: 1

Read the text. There is an error that is underlined.

The students sayed they were tired after the field trip.

In the space, write one word that corrects the underlined error.

✓

SUBMIT



Contents

Resources

Bookmarks

Notes

Highlights

Assessments

Settings


Help

TELPAS ePractice G7, Lesson 20, Grammar, II-R

Question: 1 of 1

Marks: 1

This question has two parts. Please complete both parts.



Section:

1.1

1.2

Part A

Read the text. There is one error. Select the error.

The plane **taked** off on time, so we should **arrive** at **noon**.

☐ taked

☐ arrive

☐ noon

✓ SAVE & NEXT







Contents

Resources

Bookmarks

Notes

Highlights

Assessments

Settings

Help

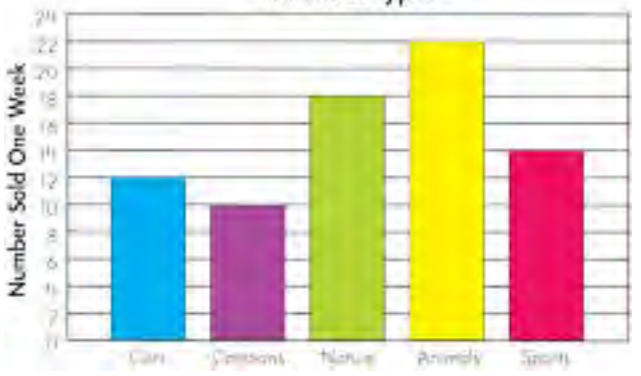
TELPAS ePractice G7, Lesson 23, Academic Writing

Question: 1 of 1

Marks: 12

In math class, students are making a bar graph to show the number of different calendars sold one week during a school fundraiser.

Calendar Types



Calendar Type	Number Sold One Week
Cartoon	12
Pets	10
Nature	18
Animals	22
Sports	14

Section: 1.1

- Describe this graph. What can you conclude from the graph?
- Why do you think more animal calendars sold than cartoon calendars?
- Why do you think it is important to know how to make graphs like this one?
- Explain other ways you can or have used a bar graph in class.

Paragraph

ADD FILE

button.NoteMax. file size supported is 5 MB only.

SAVE

SUBMIT

★ 102 ★

© The Continental Press, Inc.    DUPLICATING THIS MATERIAL IS ILLEGAL.



Marks: 12 

Section: 1.1



- Explain who the people were and what they were doing and how they felt at the beginning.
- Describe what the people had to do and why they had to do it.
- Tell how the people felt at the end and why they felt that way.

↶ ↷ Paragraph ▾ A<sup>≡</sup> ▾ A<sup>↑</sup> ▾ **B** *I* U ~~C~~ x<sub>2</sub> x<sup>2</sup> ⋮

 ADD FILE

button.NoteMax. file size supported is 5 MB only.

✓ SUBMIT



5

Watch this part of the video again. Then answer the question.



What was Keisha's treasure?

- ☐ a shovel
- ☒ a tin box ✗
- ☐ money she saved ✓
- ☐ a favorite spot in the woods

0 / 1

Enter feedback...

6

Read the directions. When you are ready to speak, tell as much as you can.


Retell the story in your own words.

Tell:

- who the characters are
- where the story takes place
- what happens



Answer



/ 4

Enter feedback...

Write assessment feedback...

Save as Draft

Submit





Grade 6 sample report shown.



To see more specific performance averages, click on any of the headings following Average, and more data columns will appear to the right. To go back to the general average and grade level breakdown, click on the Average heading.

[illegible]