

Contents

Resources

Bookmarks

Notes

Highlights

Assessments

Settings

Help



CONTENTS



LISTENING and SPEAKING



Lesson 1	Object Identification, I	5
Lesson 2	Talk About It	9
Lesson 3	How to Do It	13
Lesson 4	Compare and Contrast	17
Lesson 5	What’s Happening?	21
Lesson 6	Listen and Understand: Nonfiction	25
Lesson 7	Look Closely	32
Lesson 8	What Are They Doing?	36
Lesson 9	Describe What You See	40
Lesson 10	Listen and Understand: Storytime	44
Lesson 11	How Do I Get There?	51
Lesson 12	Opinions	55
Lesson 13	Predictions	59
Lesson 14	Object Identification, II	63
Lesson 15	Sequence	67

Contents

Resources

Bookmarks

Notes

Highlights

Assessments

Settings

Help



READING and WRITING



Lesson 16	Cloze Sentences, I	71
Lesson 17	Cloze Sentences, II	75
Lesson 18	Content Reading	79
Lesson 19	Grammar, I	83
Lesson 20	Grammar, II	89
Lesson 21	Rewriting Sentences	95
Lesson 22	Reading Nonfiction	98
Lesson 23	Academic Writing	103
Lesson 24	Reading Fiction	109
Lesson 25	Informative Writing	114
Lesson 26	More Fiction	117
Lesson 27	Narrative Writing	121
Lesson 28	More Nonfiction	127

Contents

Resources

Bookmarks

Notes

Highlights

Assessments

Settings

Help



TELPAS ePractice G5, Lesson 2, Talk About It

Question: 1 of 1

Marks: 2

What happens in the spring? Describe what you know happens in spring.

Time Limit: 1 minute (s)

Start Recording

✓ SAVE

✓ SUBMIT

Contents

Resources

Bookmarks

Notes

Highlights

Assessments

Settings

Help



TELPAS ePractice G5, Lesson 4, Compare and Contrast

Question: 1 of 1

Marks: 4

Look at the two pictures and read the directions below. When you are ready to speak, tell as much as you can.

- First, describe at least two ways these pictures are similar.
- Next, describe at least two ways these pictures are different.



Time Limit: 2 minute(s)



Start Recording

✓ SAVE

✓ SUBMIT

Contents

Resources

Bookmarks

Notes

Highlights

Assessments

Settings

Help



TELPASePractice G5, Lesson 5, What's Happening?

Question: 1 of 1

Marks: 1

Listen to the audio. Choose the answer that best matches what you hear.

☐☐☐☐

✓ SUBMIT

Contents

Resources

Bookmarks

Notes

Highlights

Assessments

Settings

Help




TELPAS ePractice G5, Lesson 6, Listen and Understand: Nonfiction

Question: 1 of 1

Marks: 1

Watch this part of the video again. Then answer the question.



Section:

1.1

Which did James Madison do first when creating the Constitution?

☐ studied the constitutions of the American colonies

☐ listened to the ideas of the delegates to the convention

☐ got the delegates to agree

☐ called himself “the Father of the Constitution”

✓ SUBMIT

Contents

Resources

Bookmarks

Notes

Highlights

Assessments

Settings

Help



TELPAS ePractice G5, Lesson 7, Look Closely

Question: 1 of 1

Marks: 1

Look at the picture and listen to the answer choices. Choose the answer that best matches the picture.



☐

☐

☐

☐

✓ SUBMIT

Contents

Resources

Bookmarks

Notes

Highlights

Assessments

Settings

Help



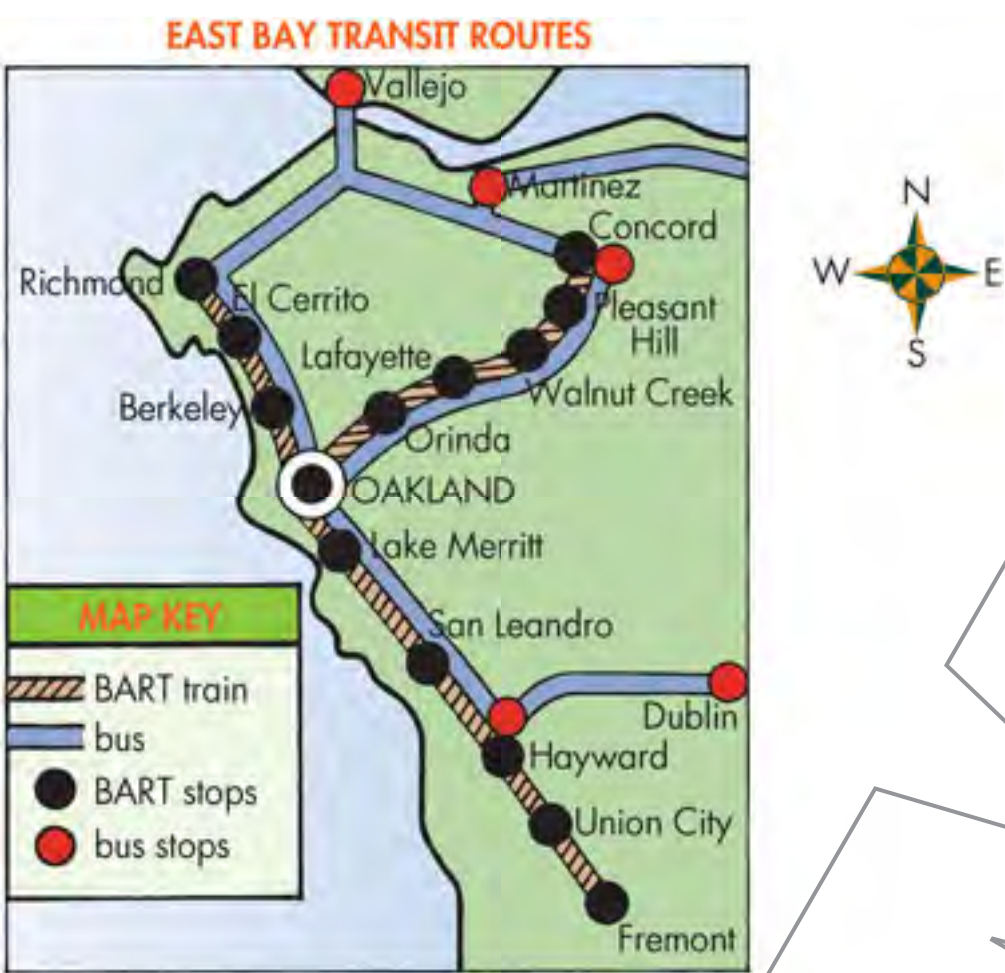
TELPASePractice G5, Lesson 11, How Do I Get There?

Question: 1 of 1

Marks: 4

Read the information below. You will use a map to give directions. When you are ready to speak, tell as much as you know.

David is taking the train from Hayward to Berkeley. Tell about the number of train stops between Hayward and Berkeley.



Time Limit: 2 minute (s)

Start Recording

✓ SAVE

✓ SUBMIT

14 Object Identification II



TELPAS ePractice G5, Lesson 14, Object Identification, II



Question: 1 of 1

Marks: 1



Listen to the audio. Follow the direction you hear.



1



2



3



4



5



6

☐ 1

☐ 2

☐ 3

☐ 4

✓ SUBMIT

Contents

Resources

Bookmarks

Notes

Highlights

Assessments

Settings


Help

TELPAS ePractice G5, Lesson 16, Cloze Sentences, I

Question: 1 of 1

Marks: 1

The emperor penguin lives in Antarctica. _____ penguins are birds, they don't fly—they swim!



☐ Because

☐ If

☐ Although

☐ Through

✓

SUBMIT

Contents

Resources

Bookmarks

Notes

Highlights

Assessments

Settings

Help

TELPAS ePractice G5, Lesson 19, Grammar, I

Question: 1 of 1

Marks: 1

Read the text. There is an error that is underlined.

Where are you leaving to visit your grandparents?

In the space, write one word that corrects the underlined error.

SUBMIT

Contents

Resources

Bookmarks

Notes

Highlights

Assessments

Settings

Help

TELPAS ePractice G5, Lesson 20, Grammar, II

Question: 1 of 1

Marks: 1

This question has two parts. Please complete both parts.

Section:

1.1

1.2

Part A

Read the text. There is one error. Select the error.


There **are** no one at **home right** now.

☐ are

☐ home

☐ right

✓ SAVE & NEXT

Marks: 12 

Section:



- ↶ ↷ Paragraph ▾ A≡ ▾ A↑ ▾ **B** *I* U ~~S~~ x₂ x² ⋮

button.NoteMax. file size supported is 5 MB only.

✓ SUBMIT

Contents

Resources

Bookmarks

Notes

Highlights

Assessments

Settings

Help

🔍

🔍

🔍




TELPAS ePractice G5, Lesson 27, Narrative Writing

Question: 1 of 1

Marks: 12

Look at the picture. It shows what happened in the middle of a story. You will use this picture to write a story with a beginning, a middle, and an end.

Beginning	Middle	End
?		?

Section: 1.1

- First, write about what you think happened before what you see in the picture.
- Next, write about what is happening in the picture.
- Finally, write what will happen after what you see in the picture.

← → Paragraph A³ A¹ B I U S x₂ x² ⋮

📎 ADD FILE

button.NoteMax. file size supported is 5 MB only.

✓ SAVE

✓ SUBMIT

Contents

Resources

Bookmarks

Notes

Highlights

Assessments

Settings

Help


TELPAS ePractice G5, Lesson 27, Narrative Writing

Question: 1 of 1


Marks: 12

Look at the pictures. Use the pictures to write a story. Your story should have a beginning, a middle, and an end. Write about each picture in order. Include as many details as you can.


1




2



3





Section: 1.1

• Explain who the people were and what they were doing and how they felt at the beginning.

• Describe what the people had to do and why they had to do it.

• Tell how the people felt at the end and why they felt that way.

Paragraph

↶

↷

A⁵

A¹

B

I

U

~~S~~

x₂

x²

⋮

ADD FILE

button.NoteMax. file size supported is 5 MB only.

✓ SAVE

✓ SUBMIT

★ 123 ★

© The Continental Press, Inc. DUPLICATING THIS MATERIAL IS ILLEGAL.

5

Watch this part of the video again. Then answer the question.



What was Keisha's treasure?

- ☐ a shovel
- ☒ a tin box ✖
- ☐ money she saved ✔
- ☐ a favorite spot in the woods

0 / 1

6

Read the directions. When you are ready to speak, tell as much as you can.


Retell the story in your own words.

Tell:

- who the characters are
- where the story takes place
- what happens



Answer



/ 4

[Save as Draft](#)[Submit](#)



Grade 6 sample report shown.

continentalbooks.com

Continental

Dashboard

Learning Content

Teacher Resource

Homework

Assessment

Roster

Report

Performance Reports

Group

Social

?

Welcome Janice

Dashboard

Performance Reports

Performance Reports

August-10-2023 - September-31-2023

Continental Grade 6

TELPAS ePractice Grade 6 SB

TELPAS ePractice

CSV

To see more specific performance averages, click on any of the headings following Average, and more data columns will appear to the right.
To go back to the general average and grade level breakdown, click on the Average heading.

Student Name	Grade 6	Listening	Speaking	Writing	Reading	ELA	Advanced	Advanced High	Beginning	Intermediate
Tee Hodges	-	39.14%	75%	80%	100%	94.45%	-	-	100%	88.89%
Tim Yinnir	-	35.3%	75%	100%	50%	63.89%	-	-	50%	77.78%
Sandy Renimir	-	8.7%	100%	-	0%	0%	Not attempted	Not attempted	Not attempted	Not attempted
Ron Tee	-	-	-	-	-	-	-	-	-	-
Lizza Rodo	-	-	-	-	-	-	-	-	-	-
Don Tolister	-	-	-	-	-	-	-	-	-	-
Lon Right	-	-	-	-	-	-	-	-	-	-
Findley Lassar	-	-	-	-	-	-	-	-	-	-
Tim Monty	-	-	-	-	-	-	-	-	-	-

First

Prev

1

Next

Last