

Contents

Resources

Bookmarks

Notes

Highlights

Assessments

Settings

Help



CONTENTS



LISTENING and SPEAKING



Lesson 1	Object Identification, I	5
Lesson 2	Talk About It	9
Lesson 3	Tell a Story	13
Lesson 4	Compare and Contrast	17
Lesson 5	What’s Happening?	21
Lesson 6	Listen and Understand: Nonfiction	25
Lesson 7	Look Closely	32
Lesson 8	What Are They Doing?	36
Lesson 9	Describe What You See	40
Lesson 10	Listen and Understand: Storytime	44
Lesson 11	How Do I Get There?	51
Lesson 12	Opinions	55
Lesson 13	Predictions	59
Lesson 14	Object Identification, II	63
Lesson 15	Sequence	67

Contents

Resources

Bookmarks

Notes

Highlights

Assessments

Settings

Help



READING and WRITING



Lesson 16	Cloze Sentences, I	71
Lesson 17	Cloze Sentences, II	75
Lesson 18	Grammar, I	79
Lesson 19	Grammar, II	85
Lesson 20	Rewriting Sentences	91
Lesson 21	Reading Nonfiction	94
Lesson 22	Academic Writing	99
Lesson 23	Reading Fiction	105
Lesson 24	Informative Writing	110
Lesson 25	More Fiction	113
Lesson 26	Narrative Writing	119
Lesson 27	More Nonfiction	125



G2, Listening, L1 Object Identification I

Question: 1 of 1

Marks: 1



Listen to the audio. Follow the direction you hear.



☐ 1

☐ 2

☐ 3

☐ 4

✓ SUBMIT



Contents



Resources



Bookmarks



Notes



Highlights



Assessments



Settings



Help



G2, Speaking, L3 Tell a Story



Question: 1 of 1

Marks: 4



Look at the pictures. You will use the pictures to tell a story. When you are ready, talk about each picture in order. Tell as much as you can.



Time Limit: 2 minute (s)



Start Recording

✓ SAVE

✓ SUBMIT

Contents

Resources

Bookmarks

Notes

Highlights

Assessments

Settings

Help

G2, Speaking, L4 Compare and Contrast

Question: 1 of 1

Marks: 4

Look at the two pictures and read the directions below. When you are ready to speak, tell as much as you can.

- First, describe at least two ways these pictures are similar.
- Next, describe at least two ways these pictures are different.

1

2

Time Limit: 2 minute (s)

Start Recording

✓ SAVE

✓ SUBMIT



Contents



Resources



Bookmarks



Notes



Highlights



Assessments



Settings



Help



G2, Listening, L5 What's Happening?



Question: 1 of 1

Marks: 1



Listen to the audio. Choose the answer that best matches what you hear.



SUBMIT

Contents

Resources

Bookmarks

Notes

Highlights

Assessments

Settings


Help

G2, Listening, L7 Look Closely

Question: 1 of 1

Marks: 1

Look at the picture and listen to the answer choices. Choose the answer that best matches the picture.



☐

☐


☐

☐

✓

SUBMIT

Watch this part of the video again. Then answer the question.



Section:

1.1

Why does the man take off his coat?



☐ Wind blows it off him.

☐ Wind asks him to take it off.

☐ Sun burns a hole in it.

☐ Sun makes him too warm.

✓ SUBMIT

Contents

Resources

Bookmarks

Notes

Highlights

Assessments

Settings

Help

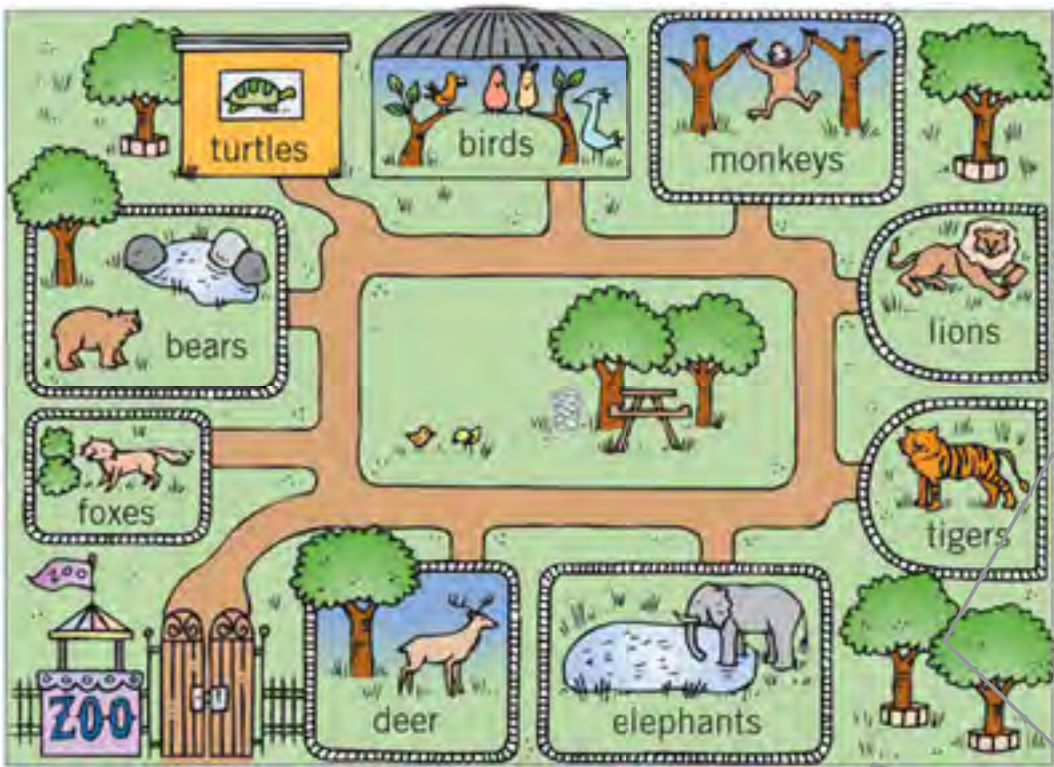
G2, Speaking, L11 How Do I Get There?

Question: 1 of 1

Marks: 4

Read the information below. You will use a map to give directions. When you are ready to speak, tell as much as you know.

Mia and her family are visiting the zoo. They are watching the monkeys. Now they are ready to go home. Tell how they will walk from the monkeys to the zoo gates. Tell what they will pass along the way.



Time Limit: 2 minute (s)



Start Recording

✓ SAVE

✓ SUBMIT

Read or listen to the explanation below.



Luis



Luis

I stayed home last weekend. I read a great book about three kids who get lost in the woods. I liked the part about finding shelter in a cave the best. I also liked the part about how everyone was searching for them. There were search helicopters and rescue teams everywhere. I like adventure books like this one.

My brother likes books about space. He read a book about a boy who flies in a spaceship to another planet and fights aliens. He told me I should read it. I read it, but I did not like it. I do not recommend this book.

Section: 1.1

Read the question below. When you are ready to speak, tell as much as you can.



Which type of book would you choose to read? First, say which book you would choose. Next, tell why.



Time Limit: 2 minute (s)



Start Recording

✓ SAVE

✓ SUBMIT

Contents

Resources

Bookmarks

Notes

Highlights

Assessments

Settings

Help

G2, Reading, L17 Cloze Sentences II

Question: 1 of 1

Marks: 1

Puerto Rico is an island _____ the Atlantic Ocean. There are mountains in the middle of the island. The coast is flat and has sandy beaches. One part of the island is a rain forest. The island is warm and beautiful.



- ☐ in
- ☐ by
- ☐ on
- ☐ over

✓ SUBMIT

Contents

Resources

Bookmarks

Notes

Highlights

Assessments

Settings


Help

G2, Writing, L19 Grammar, II

Question: 1 of 1

Marks: 1

This question has two parts. Please complete both parts.



Section:

1.1

1.2

Part A

Read the text. There is one error. Select the error.

The **candles on** the cake are **burn**.

☐ candles

☐ on

☐ burn

✓ SAVE & NEXT

Contents

Resources

Bookmarks

Notes

Highlights

Assessments

Settings

Help

G2, Writing, L19 Grammar, II

Question: 1 of 1

Marks: 1

This question has two parts. Please complete both parts.

Section:

1.1

1.2

Part A

Read the text. There is one error. Select the error.

My mom cut **down an** apple for me.

☐ My

☐ down

☐ an

✓ SAVE & NEXT

G2, Writing, L26 Narrative Writing-r

Question: 1 of 1

Marks: 4

Look at the pictures. Use the pictures to write a story. Your story should have a beginning, a middle, and an end. Write about each picture in order. Include as many details as you can.



Section:

1.1

- Explain who the people were and what they were doing and how they felt at the beginning.
- Describe what the girl had to do and why she had to do it.
- Tell how the girl felt at the end and why she felt that way.

↩ ↪ Paragraph ▾ A ▾ A ▾ B I U S x₂ x² ⋮

 [ADD FILE](#)

button.NoteMax. file size supported is 5 MB only.

✓ SUBMIT

Contents

Resources

Bookmarks

Notes

Highlights

Assessments

Settings


Help

G2, Writing, L26 Narrative Writing-r

Question: 1 of 1

Marks: 4

Look at the picture. It shows what happened in the middle of a story. You will use this picture to write a story with a beginning, a middle, and an end.

Beginning	Middle	End
?		?

Section: 1.1

- First, write about what you think happened before what you see in the picture.
- Next, write about what is happening in the picture.
- Finally, write what will happen after what you see in the picture.

↶ ↷ Paragraph A A1 B I U S x2 x2 ⋮

📎 ADD FILE

button.NoteMax. file size supported is 5 MB only.

✓ SAVE

✓ SUBMIT

5

Watch this part of the video again. Then answer the question.



What was Keisha's treasure?

- ☐ a shovel
- ☒ a tin box ✖
- ☐ money she saved ✔
- ☐ a favorite spot in the woods

0 / 1

Enter feedback...

6

Read the directions. When you are ready to speak, tell as much as you can.

Retell the story in your own words.

Tell:

- who the characters are
- where the story takes place
- what happens



Answer



/ 4

Enter feedback...

Write assessment feedback...

Save as Draft

Submit



Grade 6 sample report shown.

continentalbooks.com

Continental

Dashboard

Learning Content

Teacher Resource

Homework

Assessment

Roster

Report

Performance Reports

Group

Social

Dashboard > Performance Reports

Performance Reports

August-10-2023 - September-31-2023

Continental Grade 6

TELPAS ePractice Grade 6 SB

TELPAS ePractice

CSV

To see more specific performance averages, click on any of the headings following Average, and more data columns will appear to the right.

To go back to the general average and grade level breakdown, click on the Average heading.

Student Name	Grade 6	Listening	Speaking	Writing	Reading	ELA	Advanced	Advanced High	Beginning	Intermediate
Tee Hodges	-	39.14%	75%	80%	100%	94.45%	-	-	100%	88.89%
Tim Yinnir	-	35.3%	75%	100%	50%	63.89%	-	-	50%	77.78%
Sandy Renimir	-	8.7%	100%	-	0%	0%	Not attempted	Not attempted	Not attempted	Not attempted
Ron Tee	-	-	-	-	-	-	-	-	-	-
Lizza Rodo	-	-	-	-	-	-	-	-	-	-
Don Tolister	-	-	-	-	-	-	-	-	-	-
Lon Right	-	-	-	-	-	-	-	-	-	-
Findley Lassar	-	-	-	-	-	-	-	-	-	-
Tim Monty	-	-	-	-	-	-	-	-	-	-

First

Prev

1

Next

Last