

Table of Contents

Welcome to *The Write Track* 5

Unit 1: Language Conventions 7



Lesson 1 Word Parts 8

Lesson 2 Words in Context 22

Lesson 3 Word Relationships 33

Lesson 4 Multiple-Meaning Words 38

Lesson 5 Rules of English 47

Lesson 6 Grammar 57

Unit 2: Elements of Writing 68



Lesson 7 Writing a Paragraph 69

Lesson 8 Main Idea and Details 82

Lesson 9 Cause and Effect 91

Lesson 10 Compare and Contrast 99

Lesson 11 The Writing Process 109

Unit 3: Types of Writing **131**



Lesson 12 Personal Writing **132**

Lesson 13 Reasoned Writing **151**

Lesson 14 Narrative Writing **167**

Lesson 15 Descriptive Writing **184**

Lesson 16 Informative Writing **201**

Lesson 17 Response to Literature **219**

Unit 4: Research **235**



Lesson 18 Researching Sources and Content **236**

Lesson 19 Outlining the Research Paper **248**

Lesson 20 Writing the Research Paper **256**

13 Reasoned Writing

Some writing asks what you think or feel about something. This is called an **opinion**. You might be asked to write an opinion of a movie, a book, or a game. Other times, you may be asked to convince readers to change the way they think about an issue. This is called **persuasive writing**.

You cannot prove an opinion. However, you can support it. You do this with facts and reasons. **Facts** can be proven true. They can be checked. **Reasons** explain why your opinion makes good sense.

This type of writing can take the form of an email message or a letter. You might send an email to a friend to persuade him or her to do something. You might write a letter to a principal to persuade her to start a new after-school club.

You need to plan your ideas when you write an opinion or argument.

1. Tell your opinion.
2. Support your opinion with facts, examples, and reasons.
3. Connect your opinion with your reasons. Use linking words like *because*, *for example*, *therefore*, and *since*.
4. Use your last sentence or paragraph to sum up your opinion or position.

These words are used to express an opinion.

nobody think worst
all feel always seem
best believe never



Guided Practice

Read the writing assignment. Then answer the questions.

Think about a restaurant, food truck, or other place that you have eaten.

Write a restaurant review for your classmates that states your opinion about this eating place.



Be sure to:

- follow the five steps of the writing process
- state your opinion clearly in the first sentence
- support your opinion with at least three good reasons or facts

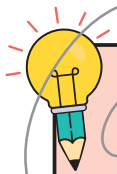


Step 1: Prewrite

One student, Mateo, thinks about what he is being asked to write. First, he reads the writing assignment. Then he underlines key words.

What key words will Mateo underline?


1. _____
2. _____
3. _____



Underlining key words helps you understand the writing purpose. It helps you answer who, what, and why questions.

Mateo also makes notes while he reads.

- my subject—place I have eaten
- what I have to write—a review
- what I have to do—tell my opinion and back it up with at least three good reasons or facts
- audience—classmates



The next step is to decide on an opinion about the subject. Mateo decides to use a graphic organizer to plan his writing. First, he states his opinion. Then he lists his facts and reasons in the order that he would write about them in his draft. Here is the organizer Mateo uses:

My Opinion	Theo's Taverna is a good restaurant.
Reason/Fact 1	We had no problem finding parking. There was parking along Bridge Street and in a parking lot behind the restaurant.
Reason/Fact 2	We waited in line to get into the restaurant. However, we were seated quickly.
Reason/Fact 3	
Reason/Fact 4	

What are two more facts or reasons Mateo could add to the chart?
Put an X next to two that fit.

_____ There are lots of choices on the menu.

_____ The restaurant is very noisy.

_____ The prices are high.

_____ The Greek food is fantastic.



Think about Mateo's opinion. Would he recommend the restaurant? Then think about the atmosphere, food, and prices.

The next step is to write the draft.

Step 2: Draft

Read Mateo's draft. Then answer the questions.

Theo's Taverna is a very good restaurant. First of all, we had an easy time finding parking near the restaurant because there is parking along bridge street and there is a parking lot behind the building. Once we got to the door of the restaurant we discovered there was a long line. However, We ended up waiting only ten minutes because the people in front of us were part of a group. The restaurant is very noisy and crowd. But that is to be expected. It is also small.

The menu has lost of choices. There is Greek food, of course. That is why went to Theos because most of my family loves greek food. However, my sister does not like this type of food. She had no problem finding something on the menu that she did like. She ordered a burger If you like Greek food, you will be happy because the food is fantastic. If you don't like Greek food, you are sure to find something you do like on the menu. This is why I love going to Theo's


What is the topic sentence?



The topic sentence is the main idea. How do you know what Mateo thinks?

List two facts that Mateo gives to support his opinion.

1. _____
2. _____



A fact can be proven to be true.

The next step is to revise the draft.

Step 3: Revise

Read the revised draft. Then answer the questions.

Theo's Taverna is a very good restaurant. First of all, we had an easy time finding parking near the restaurant because there is parking along bridge street and ~~there is a~~ ^{in the} parking lot behind the building. Once we got to the door of the restaurant we discovered there was a long line. ^{of people waiting to get in} However, We ended up waiting only ten minutes because the people in front of us were part of a group. The restaurant is very noisy and crowd^{ed} because the restaurant is very popular. ^{This might bother some people,} But that is to be expected. ^{but we do not mind it.} It is also small.

The menu has lost of choices. There is Greek food, of course. ^{we} That is why went to Theos because most of my family loves greek food. However, my sister does not like this type of food. She had no problem finding something on the menu that she did like. She ordered a burger If you like Greek food, you will be happy because the food is fantastic. If you don't like Greek food, you are sure to find something you do like on the menu. This is why I love going to Theo's

What information did Mateo add about his family and what they think about the restaurant?



Revising means taking out information or sentences that do not support an opinion. It also means adding information.

What other changes did he make?



Writers may add details to support their opinion. They often revise their writing to make it flow better.



Peer Review

Use the rubric on the next page to review Mateo's writing and give it a score. This is called **peer review**. A number is assigned to tell how well the question was answered. The rubric tells what is needed for the highest score. It also tells why some writing might receive lower scores.

Persuasive/Opinion Writing Rubric

Score 3

- The writing answers all parts of the question.
- The review begins with a topic sentence that clearly states the opinion.
- There are three strong facts or reasons to support the opinion.
- Appropriate transitions connect the ideas.
- Words are used correctly and well.
- There are almost no mistakes in grammar, capitalization, punctuation, and spelling.

Score 2

- The writing answers almost all parts of the question.
- The review begins with a topic sentence that states the opinion.
- There are three facts or reasons to support the opinion, but they could be stronger.
- Appropriate transitions connect most ideas.
- Some words are misused.
- There are some mistakes in grammar, capitalization, punctuation, and spelling.

Score 1

- The writing answers only part of the question.
- There is no clear topic sentence.
- There are fewer than three facts or reasons to support the opinion.
- Many ideas are not connected.
- Many words are misused or overused.
- There are several mistakes in grammar, capitalization, punctuation, and spelling.

What score would this draft receive?



Is the writing clear? Does it answer the question?

Why do you think it would receive this score?



Are there any mistakes?

The next step is to edit the draft.

Step 4: Edit

Mateo made the big corrections to his draft. The next step is to edit the draft. Mateo will read the draft again. He will check for mistakes in grammar, spelling, and punctuation. He will use proofreading symbols to mark changes to be made.

Proofreading Chart

Symbol	Example
^ Add letters or words.	The dolphins ^{were} beautiful.
⦿ Add a period.	I heard them whistle ⦿
≡ Capitalize a letter.	Then <u>i</u> was scared.
○ Close up space.	They swam under water.
↗ Add a comma.	He wanted to play, but the dolphin didn't.
/ Lowercase a letter.	He wanted to play, but the D olphin didn't.
¶ Begin a new paragraph.	¶ The diver was all alone.
↵ Delete letters or words.	The diver was all af alone.
↻ Switch the position of letters or words.	They <u>played</u> <u>also</u> music.

Read Mateo's draft. Find and correct any mistakes. Use proofreading symbols to show changes.

Theo's Taverna is a very good restaurant. First of all, we had an easy time finding parking near the restaurant because there is parking along bridge street and in the parking lot behind the building. Once we got to the door of the restaurant,

we discovered there was a long line of people waiting to get in.

However, We ended up waiting only ten minutes because the people in front of us were part of a group. The restaurant is very noisy and crowded. But that is to be expected because the restaurant is very popular. It is also small. This might bother some people, but we do not mind it.

The menu has lost of choices. There is Greek food, of course. That is why we went to Theo's because most of my family loves greek food. However, my sister does not like this type of food. She had no problem finding something on the menu that she did like. She ordered a burger If you like Greek food, you will be happy because the food is fantastic. If you don't like Greek food, you are sure to find something you do like on the menu. This is why I love going to Theo's

How many mistakes did you find?



During the editing stage, a writer corrects any mistakes in spelling, capitalization, and punctuation.

Step 5: Publishing

The last step is for Mateo to publish his review. There are many ways to publish something. Mateo could make a PowerPoint presentation. He could also read his writing to the class. However, the assignment said that Mateo's audience was his classmates. He could give them copies of his review. He might even publish it on the class website or in the school newspaper.



SAMPLE



Independent Practice

Read the writing assignment. Then answer the questions.

Step 1: Prewrite

Some schools think that middle school should not start so early in the morning. They think students in this age group learn better later in the day. Suppose your school board is thinking about starting and ending school an hour later. What is your opinion of this?



Write a letter to your school board stating your opinion about this issue.

Be sure to:

- follow the five steps of the writing process
- begin with a topic sentence that clearly states your opinion
- give at least three good reasons or facts to support your opinion



1. Who is your audience?

2. What kind of writing are you being asked to do?

3. Fill in the graphic organizer to plan your writing.

My Opinion	
Reason/Fact 1	
Reason/Fact 2	
Reason/Fact 3	
Reason/Fact 4	

Step 2: Draft

4. Write your draft below. Use the graphic organizer on the previous page to help you write your draft. Be sure your topic sentence states the opinion. Then write each fact or reason for your opinion.

Step 3: Revise

Step 4: Edit

- When you have finished your draft, go back over it. Make your revision on this page. Then edit your revised draft. Use the rubric on page 158 and proofreading chart on page 160 to review your writing. Ask a peer to review your writing, too.



Step 5: Publish

- Write or type your final answer on a separate sheet of paper. Publish your writing by turning it in to your teacher or sharing it with the class.