

Table of Contents

Welcome to <i>Finish Line</i> TELPAS	5
---	----------



Unit 1 Listening and Speaking

7

Lesson 1	Object Identification, I	8
Lesson 2	Talk About It	12
Lesson 3	How to Do It	16
Lesson 4	Compare and Contrast	20
Lesson 5	What's Happening?	24
Lesson 6	Listen and Understand: Nonfiction	28
Lesson 7	Look Closely	40
Lesson 8	What Are They Doing?	44
Lesson 9	Describe What You See	48
Lesson 10	Listen and Understand: Storytime	52
Lesson 11	How Do I Get There?	64
Lesson 12	Opinions	68
Lesson 13	Predictions	72
Lesson 14	Object Identification, II	76
Lesson 15	Sequence	80



Unit 2 Reading

85

Lesson 16	Word Identification	86
Lesson 17	Cloze Sentences, I	88
Lesson 18	Picture Description	92
Lesson 19	Cloze Sentences, II	96
Lesson 20	Reading Nonfiction	100
Lesson 21	Reading Fiction	108
Lesson 22	More Nonfiction	116
Lesson 23	More Fiction	124



Unit 3 Writing

133

Lesson 24	Tell Me About It	134
Lesson 25	Academic Writing	138
Lesson 26	Guess What Happened to Me?	143
Lesson 27	Tell Me How You Do That	147
Lesson 28	Writing About Literature	152
Lesson 29	Journal Writing	157



Compare and Contrast

SPEAKING

Look at the two pictures and read the directions below. When you are ready to speak, tell as much as you can.

- First, describe at least two ways these pictures are similar.
- Next, describe at least two ways these pictures are different.

1.




4 Compare and Contrast

Look at the two pictures and read the directions below. When you are ready to speak, tell as much as you can.

- First, describe at least two ways these pictures are similar.
- Next, describe at least two ways these pictures are different.

2.



4 Compare and Contrast

Look at the two pictures and read the directions below. When you are ready to speak, tell as much as you can.

- First, describe at least two ways these pictures are similar.
- Next, describe at least two ways these pictures are different.

3.



4 Compare and Contrast

Look at the two pictures and read the directions below. When you are ready to speak, tell as much as you can.

- First, describe at least two ways these pictures are similar.
- Next, describe at least two ways these pictures are different.

4.





What Are They Doing?

LISTENING

Listen to the audio. Draw a line from the box to the picture that best matches what you hear.

1.



1



2



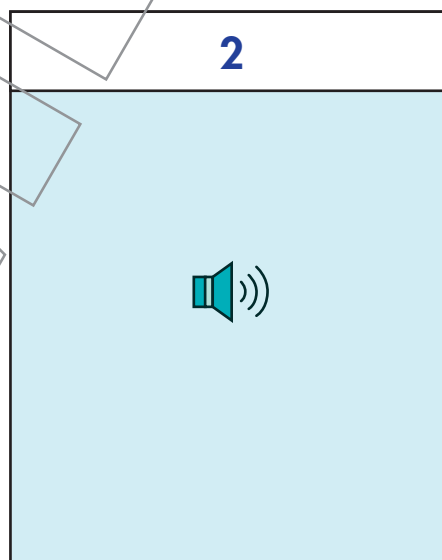
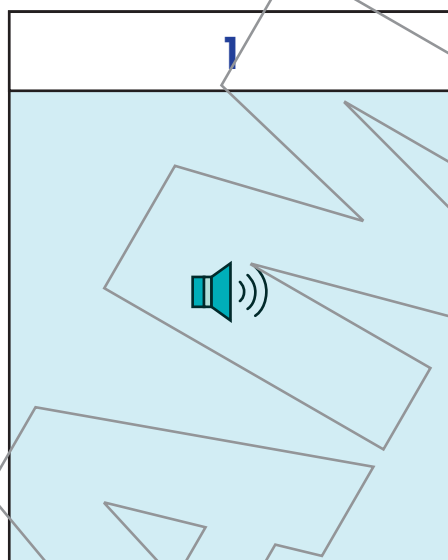
8 What Are They Doing?

LISTENING



Listen to the audio. Draw a line from the box to the picture that best matches what you hear.

2.



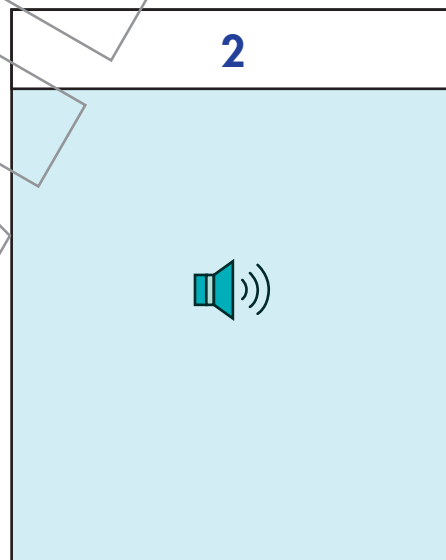
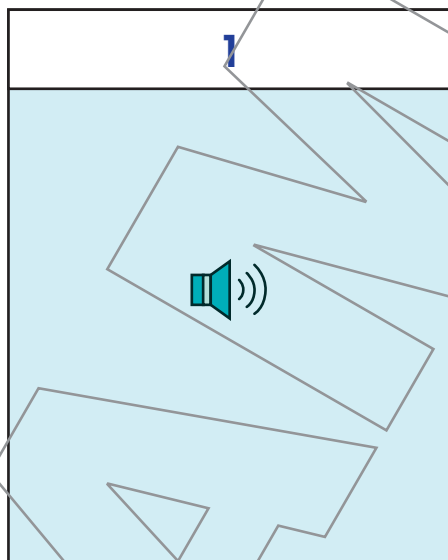
8 What Are They Doing?

LISTENING



Listen to the audio. Draw a line from the box to the picture that best matches what you hear.

3.



8 What Are They Doing?

LISTENING



Listen to the audio. Draw a line from the box to the picture that best matches what you hear.

4.

