

Table of Contents

Welcome to TEAM 4

UNIT
1

Our History 5

Lesson 1 Finding Facts About Your Family 6

Lesson 2 Born on the Fourth of July 20

Lesson 3 America's Past 34

UNIT
2

Being a Good Citizen 48

Lesson 4 Following the Law 49

Lesson 5 Giving Back to the Community 63

Lesson 6 Saying Thanks 77

UNIT
3

Keeping Up with Changing Technology 91

Lesson 7 Pedaling Through History 92

Lesson 8 The Wonders of Wind 106

Lesson 9 Then and Now 120

UNIT
4

Solving Problems 134

Lesson 10 The ABCs of the FBI 135

Lesson 11 Problems with Squares 149

Lesson 12 Everyday Mysteries 163

Glossary 177

Before We Read

MY LEARNING GOALS

I can

- identify details and main ideas.
- tell what I know about my family.

Finding Facts About Your Family

What do you know about your relatives? Would you like to know more? Learning about your family history is fun. You can learn interesting facts. Some people even have found famous people in their families. Studying your family's history is not hard to do. Would you like to give it a try?



Recalling Details

When you read, you can note the big ideas and the small ideas. The big idea is the **main idea**. The small ideas, or **details**, help to answer questions about the main idea. Details are just as important as the main idea.

Reread the paragraph on page 6. Then write the important details on the chart.

Main Idea

Learning about family history is fun.

Details

1. _____

2. _____

Look for key words in the main ideas as you read. Key words in the above main idea are *fun*, *learning*, *family*, and *history*. Key words can help you find the important details.





MY LEARNING GOALS

I can

- read and discuss an informational text.
- recall details that support the main idea.

Growing a Family Tree

What do you know about your family? Do you know when and where your parents were born? Do you know when and where your grandparents were born? Do you know when and where they were married? You might want to know more about your own background. Making a family tree is a good way to map what you know and what you want to know about your family. Putting together a family tree has become a fun hobby for many people. They enjoy learning about their ancestors. You can start a family tree now!

A family tree shows who is in a family. It is made up of names. To make a family tree, start with your name. Then write your mom's and dad's names. Your grandfathers' and grandmothers' names come next. A family tree can show aunts and uncles. It can even show the name of your grandmother's grandma.



Underline the sentence that tells why people create a family tree.



What hobby do you enjoy?

I like to _____.



Finding Your Roots

Starting a family tree is easy. You just have to find a relative who will answer questions. Asking a parent is a great place to start. You can ask a relative to answer questions in person, on the phone, and through mail or email. Holiday celebrations like Thanksgiving spent with family give you the chance to talk with many relatives at one time. You will want to write down the questions you will ask. Use the questions below to help you.



- Where and when were you born?
- What are the full names of your grandparents?
- What are the full names of your great-grandparents?
- Where and when were your great-grandparents born?

Create a fact sheet for each person in the family. This will make it easier to organize information after you talk with relatives.



Highlight the words in the first paragraph that mean the same as *family*.



What do you know about your family?

I know _____.



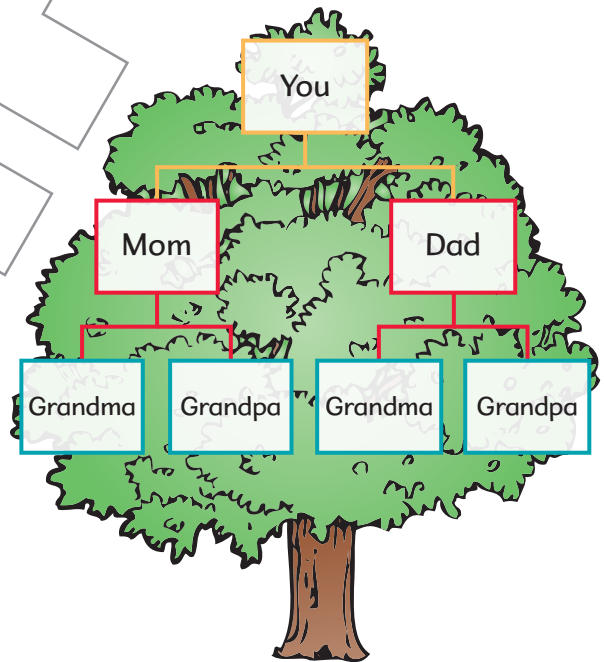
Let's Read

There are people who really like to share stories and memories. So be prepared. A relative may not stop talking. Try to write down the stories. This is the fun part of learning about your family history. Remember to thank your relative for helping you.

Make sure to get the first and last names of family members. Ask if there is a middle name, too. Check that you have the correct spelling of your relatives' names. This will help you in the future. You may want to learn more about your family history. Keep in mind that some women change their last names when they marry. They use the same last name as their husbands. So it is important to ask for a maiden name for women and a married name for women. A maiden name is a woman's last name before her marriage. Also, try to find out the dates and places of birth for family members.

Realize that some people do not know much about their ancestors. Others have forgotten. So be kind when relatives do not know the answers to your questions.

You can begin your family tree with a simple tree with you at the top. Then you can make branches to connect people to you.



Circle the sentence that tells why you should make sure names are spelled correctly.



What is your mother's maiden name?

My mother's maiden name is _____.



Help Finding Family

You may get some good information from your relatives. But you might want to research more about your family. Here are a few places to look:

courthouses: birth, death, and marriage records, records of wills and property

ship records: names of people who moved to America long ago

old newspapers: information on people's lives, births, and deaths

People who make family trees often can find information in computer databases. Some of these websites cost money to use. However, there are others that are free. The library in your town may have resources that can help you, too.

A Growing Family Tree

Making a family tree takes time. People who make family trees think of it as a hobby. They may spend their whole lives learning. People may even go to other countries to learn more. They want to find out more about their ancestors' lives.



Highlight the place where you would find a record of your parents' marriage.



What information about your family might you find in a newspaper?

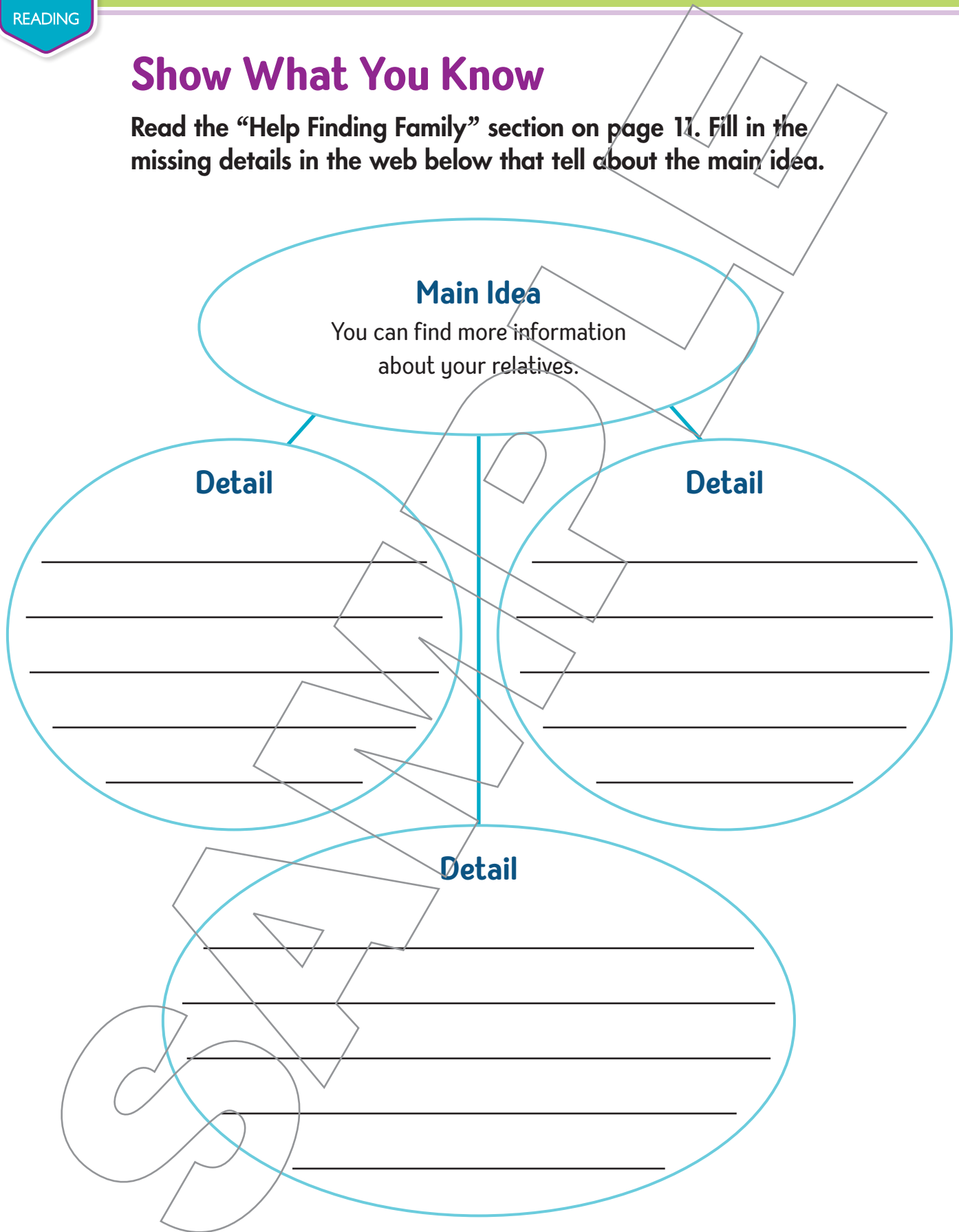
I might find _____.



Let's Read

Show What You Know

Read the “Help Finding Family” section on page 11. Fill in the missing details in the web below that tell about the main idea.





What Did You Learn?

Think about what you learned from the passage. Then circle the letter of the correct answer.

1. Some women change their names when they _____.
 - A learn about their ancestors
 - B work on a family tree
 - C marry
 - D die
2. Which word in the section "Help Finding Family" means "official copies of papers"?
 - A offices
 - B records
 - C relatives
 - D databases
3. What is the first thing you can do to start a family tree?
 - A Ask a relative questions.
 - B Buy a computer program.
 - C Study in another country.
 - D Study online records.
4. Why is it important to have the correct spelling of a person's first and last names?
 - A to give honor to the family
 - B to not anger the members of your family
 - C to show relatives that you care about them
 - D to find out more about your relatives in the future




Listen and Discuss

MY LEARNING GOALS

I can

- listen to and understand a conversation about a family.
- use language to discuss what I heard.

Listen to a passage about how one boy learned about his family. While you listen the second time, take notes on the web below.



Listen and Discuss



How would you find out more about your ancestors?



library



computer



newspapers



I can

- identify and form compound words.
- use compound words in a sentence.

Compound Words

Compound words are made from two smaller words. The two smaller words help you understand the compound word.

news + papers = newspapers

Read these sentences. Circle the compound words from the lesson.

1. You might want to know more about your own background.
2. What are the full names of your grandparents?
3. People who make family trees often can find information in computer databases.
4. Check courthouses for birth, death, and marriage records, records of wills and property.
5. Holiday celebrations like Thanksgiving spent with family give you the chance to talk with many relatives at one time.
6. His grandfather told him that he was a carpenter for many years.



Learning About Language

Separate the compound words into two smaller words.

1. _____ + _____ = windmill
2. _____ + _____ = sailboat
3. _____ + _____ = somewhat
4. _____ + _____ = friendship
5. _____ + _____ = cupboard



Use each word in the box to make a compound word. Then write the compound word.

neighbor

take

shield

mean

quake

gentle

1. earth + _____ = _____
2. _____ + hood = _____
3. under + _____ = _____
4. _____ + while = _____
5. wind + _____ = _____
6. _____ + man = _____



Write About It

MY LEARNING GOALS

I can

- write an email.
- write questions about my family.

Family members can help you learn about your family. You can also share with your relatives what you learn about your ancestors. Write an email to a family member telling what you have learned about your family and what you want to learn.

Plan My Writing

Fill in the columns with information and questions about your family. Use this information in your email.

What I Know

What I Want to Know

My mom's maiden name is
Lopez.

Write About It



Message

Delete Reply Reply All Forward Move Rules Junk Unread Categorize Follow Up Show Reply

TO: Aunt _____

FROM: _____

SUBJECT: Our Family

I just learned more about our family history. Did you know that _____
_____?

I learned that _____
_____.

Our great-grandparents were married in _____.

Our ancestors came from _____.

They lived in _____.

They _____.

I still have some questions about our family. I would like to know _____

_____.

Do you know the answers to these questions?