

# Table of Contents

Welcome to TEAM..... 4

## UNIT 1

**From Here to There** ..... 5

**Lesson 1** The First Bicycles ..... 6

**Lesson 2** Up in the Air ..... 20

**Lesson 3** On the Railroad ..... 34

## UNIT 2

**In Outer Space** ..... 48

**Lesson 4** Night and Day ..... 49

**Lesson 5** Blast Off! ..... 63

**Lesson 6** Pictures in the Stars ..... 77

## UNIT 3

**Life in the Desert** ..... 91

**Lesson 7** Desert Cacti ..... 92

**Lesson 8** The Ships of the Desert ..... 106

**Lesson 9** Desert Living ..... 120

## UNIT 4

**Special Holidays** ..... 134

**Lesson 10** Happy Birthday! ..... 135

**Lesson 11** A New Year ..... 149

**Lesson 12** America's Birthday ..... 163

**Glossary** ..... 177

# Before We Read

## MY LEARNING GOALS

I can

- find details.
- tell what I know about camels.

## The Ships of the Desert

Camels are useful animals. They live in the desert. People ride camels. People use camels to carry things. A camel can carry more than 200 pounds. It can walk a long way in the hot sun. Some people call camels “the ships of the desert.” Many camels live with people. Camels are important to life in the desert.



## Details

The **details** in a story support the main idea. The main idea is the big idea of a story. The details tell more about the main idea.

Read the main idea. Fill in two more details.



### Main Idea

Camels are important to life in the desert.

### Detail

Camels carry things.

### Detail

---

---

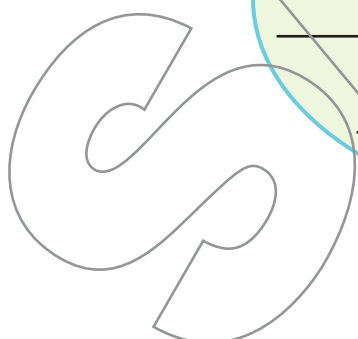
---

### Detail

---

---

---





## Sailing Over the Sand

A camel is an animal that is about as large as a horse. It can grow to be about 11 feet long. A camel is very heavy. It can weigh more than 2,000 pounds. This is heavier than most cars!

A camel has long legs. It also has a long neck and tail. It has thick fur that is either brown or tan. A camel has a long nose like a horse. But a camel's ears are smaller than a horse's ears.

A baby camel is called a calf. It is born with its eyes open. It weighs about 80 pounds when it is born. It can run soon after it is born.

Camels have a hump on their backs. One kind of camel has only one hump. Another kind of camel has two humps.

### MY LEARNING GOALS

#### I can

- read and understand a story.
- find details.



Arabian camel



Bactrian camel



**Highlight** the sentence that tells what a baby camel is called.



How are camels and horses different?

A camel \_\_\_\_\_, and a horse \_\_\_\_\_.



## How Can Camels Live in a Dry Desert?

A camel's body is suited for the dry desert. A camel has long legs. These keep its body away from the hot sand. A camel has long eyelashes. They keep the sun and sand out of its eyes. A camel has hair on its ears. The hair keeps sand out of its ears. A camel has thick fur. Sunlight bounces off this fur. So a camel stays cool in a hot desert. A camel's feet are wide and thick. A camel can walk on sand without sinking into it. A camel can eat desert plants, like cacti, because it has thick lips.

eyelashes



feet



Underline why a camel can walk on sand without sinking.



What do your legs help you to do?

My legs help me \_\_\_\_\_.



# Let's Read

## Camels and Their Humps

A camel can go a long time without food and water. It can live for a week without water. It can live for many weeks without food. Its hump helps it do this. Many people think a camel has water in its hump. This is not true. A camel has fat in its hump. Its body can change this fat into food or water. This way, a camel can get what it needs to live.

When a camel has food, it eats as much as it can. This extra food turns into fat. It is stored in the camel's hump. Sometimes, a camel uses all the fat in its hump. Then the hump gets smaller and falls to one side.



This camel used all the fat in one hump.



**Circle** the sentence that tells how camels can live without food.



Have you ever seen a camel?

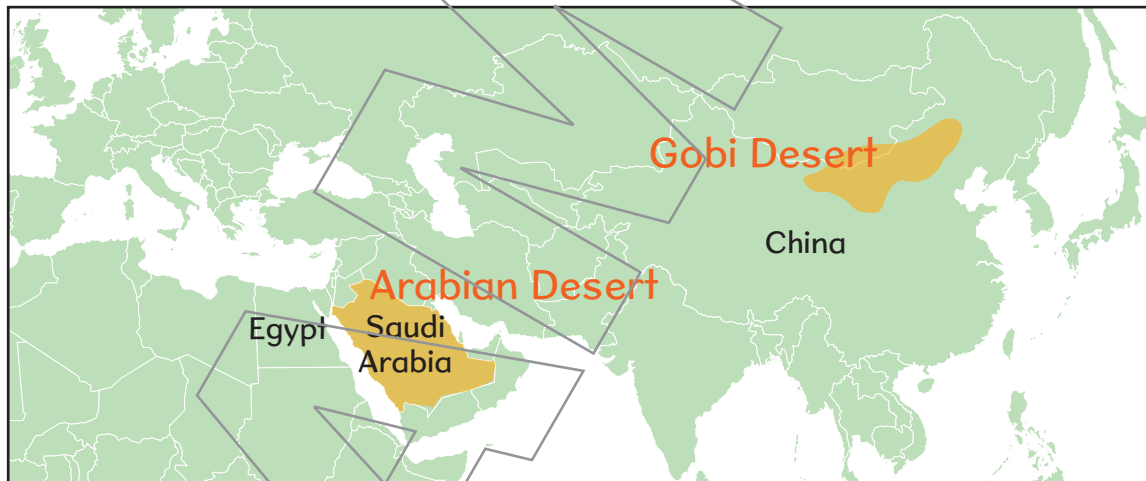
I saw a camel \_\_\_\_\_.



## How Do People Use Camels?

People living in hot deserts have one-humped camels. These deserts are in the Middle East and North Africa. People here use camels to get from place to place. They also use camels to carry things. They get milk from the camels. Camel milk is useful because people use it in food. They make butter and yogurt. They also drink camel milk.

Two-humped camels live in a cold desert. It is in Asia. There are few trains or cars. People here use camels to go places. The camels that live in the cold have long, thick fur. People use this fur to make coats and clothing.



**Highlight** foods people make with camel milk.



What other animal helps people?

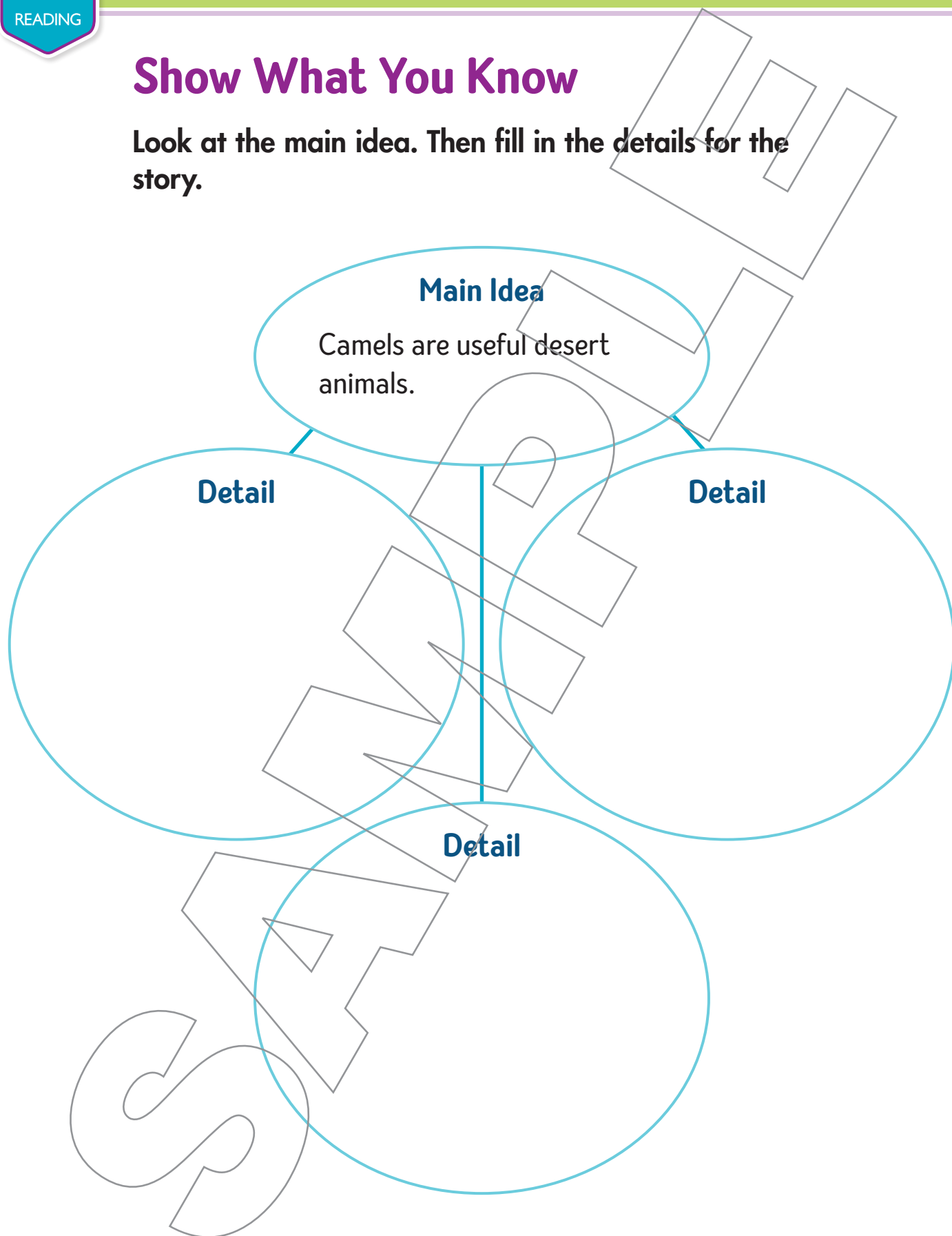
A \_\_\_\_\_ helps people by \_\_\_\_\_.



# Let's Read

## Show What You Know

Look at the main idea. Then fill in the details for the story.







## What Did You Learn?

Circle the letter of the correct answer.

1. What does a camel store in its hump?
  - A fat
  - B food
  - C water
2. Which is not something that people use camels for?
  - A going places
  - B carrying things
  - C swimming
3. Why do camels have hair on their ears?
  - A to block the sunlight
  - B to store food for later
  - C to stop blowing sand
4. Which best describes the places both types of camels live?
  - A dry
  - B cold
  - C hot



# Listen and Discuss

## MY LEARNING GOALS

I can

- listen to and understand a story about kangaroo rats.
- use language to talk about what I learned.

Listen to a story. Take notes on the chart below.

### Interesting facts I learned:

- \_\_\_\_\_
- \_\_\_\_\_
- \_\_\_\_\_
- \_\_\_\_\_
- \_\_\_\_\_



Kangaroo rat

# Listen and Discuss




What helps a kangaroo rat live in the desert?



Kangaroo rat



Kangaroo rats live in burrows.



## MY LEARNING GOALS

I can

- find adjectives.
- use adjectives in sentences.

## Adjectives

**Adjectives** are words that describe. They describe nouns. They can describe a noun's size, shape, age, color, and more.

The bright sun made the sand hot.

The large camel was tired.

Read the sentences from the story. Look at the underlined adjectives. Circle the nouns the adjectives describe.

1. A camel is very heavy.
2. It has thick fur that is either brown or tan.
3. A camel's feet are wide and thick.
4. A camel's body is suited for the dry desert.



# Learning About Language

Read the sentences. Underline the adjectives.

1. This umbrella is wet.
2. Miguel rode his red sled down a snowy hill.
3. Keisha shopped at a small store.
4. A round clock hung on the long wall.
5. The classroom was filled with white desks and blue chairs.

Read the sentences. Use adjectives to complete the sentences. Make sure the adjectives make sense in the sentence.

1. The \_\_\_\_\_ berries grew on the bush.
2. A \_\_\_\_\_ bird sang in the trees.
3. Muhammad put on his \_\_\_\_\_ shirt.
4. The book fell off the \_\_\_\_\_ bookshelf.
5. This water is very \_\_\_\_\_.



# Write About It

## MY LEARNING GOALS

I can

- write my opinion.
- support my opinion.

Your **opinion** is what you think about something. Opinions are not facts. But people write about their opinions. They use facts to support what they think.

## Plan My Writing

Think about your favorite animal. Why do you like this animal? Fill in the chart with details about your favorite animal. Use this information to support your opinion.

### Opinion:

My favorite animal is \_\_\_\_\_.

Supporting Detail	Supporting Detail	Supporting Detail

# Write About It



My favorite animal is \_\_\_\_\_.

This animal is my favorite because \_\_\_\_\_

\_\_\_\_\_

Another reason I like this animal is \_\_\_\_\_

\_\_\_\_\_

This animal lives \_\_\_\_\_.

It has \_\_\_\_\_.

It eats \_\_\_\_\_.

It likes to \_\_\_\_\_.

My favorite thing this animal does is \_\_\_\_\_

\_\_\_\_\_

I would like to see \_\_\_\_\_.