

Table of Contents

Welcome to TEAM.....	4
----------------------	---

UNIT 1

From Here to There 5

Lesson 1	The First Bicycles	6
Lesson 2	Up in the Air	20
Lesson 3	On the Railroad	34

UNIT 2

In Outer Space 48

Lesson 4	Night and Day	49
Lesson 5	Blast Off!	63
Lesson 6	Pictures in the Stars	77

UNIT 3

Life in the Desert 91

Lesson 7	Desert Cacti	92
Lesson 8	The Ships of the Desert	106
Lesson 9	Desert Living	120

UNIT 4

Special Holidays 134

Lesson 10	Happy Birthday!	135
Lesson 11	A New Year	149
Lesson 12	America's Birthday	163

Glossary	177
----------------	-----

Before We Read

MY LEARNING GOALS

I can

- finding a cause and its effect.
- tell what I know about cacti.

Desert Cacti

Some deserts are cold places. Others are very hot. A desert does not get much rain. There is very little water for plants. But many plants grow there. A cactus is one kind of desert plant. More than one cactus are called cacti. Cacti have parts that help them live in the desert. These parts make them different from other plants.



Cause and Effect

A **cause** is why something happens. The **effect** is what happens.

Cause

I missed the bus this morning.

Effect

I was late for school.

Sometimes a cause can have more than one effect.

Fill in the effects.

Cause

Snow fell last night.

Effect

Effect

Key words let you know there is a cause and an effect. The word if tells about a cause. The word then tells about an effect.



MY LEARNING GOALS

I can

- read a story.
- understand causes and effects.

Amazing Cacti

There is very little water in a desert. A cactus stores water to stay alive. It uses this water when it needs it. Some cacti's leaves can hold water. Other cacti have thick trunks. The trunk is the main part of the plant. It is smooth on the outside. This keeps water inside the plant.

Many cacti have one long root. This root finds water that is deep under the ground. Cacti also have many short roots. They are on the ground. They catch water quickly when it rains.

Many cacti have leaves called spines. Spines are very sharp! They keep the cactus cool in the bright sun. They stop animals from eating the plant.

thick trunk



spines



Highlight what the short roots do.



Where do the cacti store water?

Cacti store water _____.



Many Shapes and Sizes

Cacti have many shapes and sizes. A beehive cactus is small. It grows only about six inches tall. Beehive cacti grow in groups. A group of beehive cacti looks like a real beehive. They store water in their stems. The plant's pink flowers grow in the spring.

The saguaro (suh-wear-oh) cactus is very tall. It is the largest cactus in the United States. It can be taller than a two-story house! It has many thick arms. Water is inside the arms. The cactus has spines all over it. It gets white flowers in the spring.



Beehive cactus



Saguaro cacti



Circle what is inside a saguaro cactus's arms.



What do you like to drink when you are thirsty?

I like to drink _____.




Let's Read

Strange Cacti

The bearded cactus is a little bit taller than a person. It has long, thin spines. These spines look like hair. They are soft and white. They do not hurt you if you touch them. People say the spines look like an old man's beard!

One cactus is called a rat tail cactus. That is because its stems look like a rat's tail. The stems are long and thin. Each cactus has many of them. A rat tail cactus often grows in a tall tree or a tall cactus. Its long stems hang down. These cacti have beautiful pink flowers.



Bearded cactus



Rat tail cactus



Underline the sentence that tells where a rat tail cactus grows.



Which cactus do you think is the strangest?

The strangest cactus is _____.



A Cactus to Eat

The prickly pear cactus has round leaves. The leaves look like rabbit ears. They are very thick. They are filled with water. If you break a leaf open, water will come out. This cactus has sharp spines. But it grows flowers in the spring. The flowers turn into fruit. People eat the fruit. They also use it to make jelly. People eat the cactus, too!



Prickly pear cactus



Fruit from prickly pear cacti



Highlight what people do with the prickly pear cactus's fruit.



What strange food do you like?

I like to eat _____.



Let's Read

Show What You Know

Fill in a cause or effect in each chart.

Cause

Effect

People think a bearded cactus looks strange.

Cause

A rat tail cactus grows in tall trees.

Effect

Cause

Effect


Cacti store water.



What Did You Learn?

Circle the letter of the correct answer.

1. Which detail tells what a saguaro cactus looks like?
 - A It is very tall.
 - B It has thick leaves.
 - C It has soft, white hair.
2. A rat tail cactus has stems that are
 - A white
 - B long
 - C thick
3. Which word in the story means “something that is very sharp”?
 - A spine
 - B leaf
 - C fruit
4. What can you tell about cacti from this story?
 - A You can eat all cacti.
 - B Cacti have many long roots.
 - C You should not touch most cacti’s spines.



Listen and Discuss

MY LEARNING GOALS

I can

- ☐ listen to and understand two people talking.
- ☐ use language to tell how to do something.

Listen to a boy and his mother talking. Take notes on the chart below.

1. _____

2. _____

3. _____

4. _____

5. _____


6. _____



Listen and Discuss



How do you take care of a cactus?



Learning About Language

MY LEARNING GOALS

I can

- ☐ find possessive nouns.
- ☐ use possessive nouns in sentences.

Possessive Nouns

Nouns are words that name people, places, or things. **Possessive nouns** show who something belongs to. Add 's to the end of most nouns to make them possessive.

Dan has a small cactus.

Dan's cactus has pink flowers.

The underlined noun is possessive.

Dan owns the cactus.



Read these sentences from the story.
Then underline the possessive noun in each.

1. That is because its stems look like a rat's tail.
2. Some cacti's leaves can hold water.
3. The plant's pink flowers grow in the spring.
4. People say the spines look like an old man's beard!

Learning About Language

Rewrite each group of words to use a possessive noun.

1. the tire that belongs to the truck _____
2. the book that belongs to the library _____
3. the lunch that belongs to Martin _____
4. the barn that belongs to the farmer _____
5. the name that belongs to the street _____

Complete each sentence. Make the noun under each line possessive.

1. The _____ door made a loud noise.
train
2. I moved the _____ dish away from the
rug. dog
3. It is _____ turn to clean the room.
Maya
4. _____ team won the first game.
Carl



Write About It

MY LEARNING GOALS

I can

- ☐ write about a cactus.
- ☐ use language to tell about this cactus and how I would care for it.

Think about what you learned about cacti. Write a paragraph to tell how to plant a cactus. Tell how to take care of it, too.



Plan My Writing

Answer the questions. Use this information in your writing.

What will you plant? _____

What do you need? _____

Where will you put this cactus after you plant it? _____

How do you take care of this cactus? _____

Write About It



WRITING

I would like to grow a _____.

I need _____.

First, I will _____.

Then I will _____.

After I plant this cactus, I will put it _____.

I do this because _____.

I will care for it by _____.