

Table of Contents

Welcome to TEAM	4
-----------------------	---

UNIT 1

All About Animals 5

Lesson 1	Meet the Manatee	6
Lesson 2	Flying Far from Home	20
Lesson 3	At the Zoo	34

UNIT 2

Ideas That Changed the World 48

Lesson 4	American Indian Creations	49
Lesson 5	A Man Ahead of His Time	63
Lesson 6	Fire	77

UNIT 3

New Places, New Faces, New Things 91

Lesson 7	Putting Down Roots	92
Lesson 8	All Kinds of Weather	106
Lesson 9	A Place for Yuki	120

UNIT 4

Food for Thought 134

Lesson 10	America's Favorite Treat	135
Lesson 11	Try It, You'll Like It!	149
Lesson 12	A Day at the Farm	163

Glossary	177
----------------	-----

Before We Read

MY LEARNING GOALS

I can

- ☐ identify the sequence of events.
- ☐ tell what I know about a zoo.

At the Zoo

The zoo has many different kinds of wild animals. Wild animals are animals you would not keep as a pet in your home. Many people work at the zoo to care for the animals. Amy is a zookeeper who works with the seals and sea lions. She cares for these animals each day. She often has to do tasks in order. You will read a personal story, or narrative, about Amy's day caring for the animals.



Determining Sequence of Events

You go to the same places during the day. You do the same tasks each day, too. There is an order that you probably follow. This kind of an order is called a **sequence**. Look at the list of things that you might do before you go to bed.

- put on pajamas
- get into bed
- brush teeth
- eat a snack

Would you eat a snack after brushing your teeth? No! So this list must be out of sequence. Write the correct order below.

1. _____
2. _____
3. _____
4. _____

Often, there are key words that help you know the order in what you read. Look for words such as first, second, third, next, then, before, after, and finally.





Let's Read

MY LEARNING GOALS

I can

- ☐ read and understand a first-person story.
- ☐ understand a sequence of events.

A Zookeeper's Day

I'm Amy, and my job at the zoo is to take care of our seals and sea lions. My day starts early! Those seals and sea lions are hungry as soon as the sun comes up. They will eat any time of the day. But they always want to start very early.

My first stop when I get to the zoo is the Food Preparation Zone. That's where I make the food that keeps them healthy. The adults eat many different kinds of fish. They also eat shellfish like crabs and clams. Often, the sea lions flip their food into the air until they can slide it headfirst into their mouth. They swallow it whole. That means I have to choose pieces that will not choke them on the way down. If the food has a hard shell, the sea lions crush it with their back teeth.



Highlight the words that help you know Amy is telling the story.



What animals would you find in a zoo?

I would find _____.



Then carrying buckets of food, I head to the seals' and sea lions' enclosures. They start barking as soon as they see me. Like dogs without legs, the seals struggle to come over to greet me. The sea lions in the next enclosure can turn their back flippers. That makes it easier for them to move over land. They hurry to the fence to tell me they are hungry, too!

I make sure every animal gets what it needs to stay healthy and happy. Some seals and sea lions will only eat one or two kinds of fish. We have a few pups that lost their moms. They were rescued in the wild. These pups drink a special milk mixture that I prepare just for them. Feeding a baby seal from a bottle takes time, but that's my job. I'm good at it now and can feed two pups at once. After a few weeks, the pups begin to eat small pieces of fish.



Underline where the animals live.



How is feeding baby seals and seal lions like feeding a baby?

You have to _____.




Let's Read

Seals are different from sea lions. That's one of the first things I had to learn when I came to work here. Sea lions can turn their back flippers around. That helps them move over land. Seals cannot do this. They have to roll, wiggle, or slide to get around when they are out of the water. Sea lions have a small earflap on each side of their head. Seals don't have this flap. Instead, there is a tiny opening that is their ear.




ear opening



seal

earflap



sea lion



Highlight what a sea lion has that a seal does not.



How are seals and sea lions different?

Seals _____.



After the animals eat, I clean their enclosures. This is not my favorite job, but it is a big part of a zookeeper's life. I sweep and mop and search for bits of fish. Fish can smell pretty bad after only a few hours!

This afternoon means another feeding. By then the zoo is open, so families crowd around to watch. I tell them about seals and sea lions as I feed them. Today, I invite a few people to toss them some fish. They are happy to do it!

After more cleaning, it is time for me to go home. Before I leave, I make notes about the animals. If any have been sick, I write how they did that day.

I wave at the seals and sea lions as I head to the parking lot. They bark goodbye. Another keeper will check on them later this evening. I'll be glad to see them again in the morning!



Circle words that tell the order of the jobs Amy does during the day.



What is the difference between a zoo animal and a pet?

A zoo animal is a _____ animal. A pet is _____.



Let's Read

Show What You Know

Sequence is an order. It tells the way steps are usually followed when you do something. It is the order in which events happen.

Look at the sequence chart that tells about Amy's day caring for the animals. The sentences are out of order. Number the sentences to show the correct order.

_____ First, I prepare the food for the seals and sea lions.



_____ Next, I clean their enclosures.



_____ Then I feed the animals.



_____ After that, I let the people feed them.



_____ I sweep and mop and search for bits of fish.



_____ I carry buckets of food to the seals' and sea lions' enclosures.



What Did You Learn?

Think about what you learned from the passage. Then circle the letter of the correct answer.

1. How are sea lions and seals different?
 - A Sea lions eat fish.
 - B Sea lions have whiskers.
 - C Sea lions have earflaps.
 - D Sea lions have flippers.
2. Which is something a seal would eat?
 - A crab
 - B insect
 - C grass
 - D seaweed
3. What job does Amy do right before she leaves for the day?
 - A She greets the visitors.
 - B She feeds the pups from a bottle.
 - C She cleans the enclosures.
 - D She makes notes about the animals.
4. You can tell the story is written in the first person because Amy uses the word _____.
 - A he
 - B she
 - C I
 - D they



Listen and Discuss

MY LEARNING GOALS

I can

- ☐ listen to and understand a poem.
- ☐ use language to compare animals.

Listen to a poem about a visit to the zoo. While you listen the second time, take notes on the sequence chart below.

1. _____

2. _____

3. _____

4. _____

5. _____

6. _____



7. _____



Listen and Discuss



What animals do
you like to visit at
the zoo?



Learning About Language

Punctuation

All sentences have punctuation at the end.

A sentence that tells ends with a **period** (.).

I sweep and mop and search for bits of fish.

A sentence that shows surprise or strong feeling ends with an **exclamation point** (!).

My day starts early!

MY LEARNING GOALS

I can

- ☐ understand when to use a period at the end of a sentence.
- ☐ understand when to use an exclamation point at the end of a sentence.

Read the sentences from the passage. Write the correct end punctuation for each sentence.

1. They hurry to the fence to tell me they are hungry, too _____
2. I make sure every animal gets what it needs to stay healthy and happy _____
3. Fish can smell pretty bad after only a few hours _____
4. This afternoon means another feeding _____
5. I'll be glad to see them again in the morning _____

Learning About Language

Circle the sentence with the correct end punctuation.

1. I loved feeding the sea lions.
I loved feeding the sea lions!
2. Elephants have long trunks.
Elephants have long trunks!
3. Quick, look at the monkeys.
Quick, look at the monkeys!
4. There are lizards at the zoo.
There are lizards at the zoo!



Write a sentence about an animal using a period.

1.

Write a sentence about a visit to the zoo using an exclamation point.

2.



Write About It

Some people keep a **journal** or **diary**. They write what happened to them during that day in their journal or diary. Pretend you visited the zoo. Write about what happened at the zoo as a diary entry. Use sequence words to help you tell about the order of events.

MY LEARNING GOALS

I can

- ☐ write about what I saw at the zoo.
- ☐ use order words in sentences.

Plan My Writing

Use sequence words to tell what you saw and did at the zoo.
Use this information in your diary entry.

The first place we visited...

Next

Then we...

First

Write About It



WRITING

Dear diary,

Today, I _____

In the morning, _____

First, I _____

Then _____

For lunch, _____

After lunch, _____

Next, _____

Tonight, _____