

# Table of Contents

Welcome to TEAM.....	4
----------------------	---

## UNIT 1

### Animal Homes..... 5

Lesson 1	Life in a Hive.....	6
Lesson 2	Birds' Nests.....	20
Lesson 3	Chipmunks.....	34

## UNIT 2

### Life on a Farm..... 48

Lesson 4	Farm Plants.....	49
Lesson 5	Farm Animals.....	63
Lesson 6	On a Farm.....	77

## UNIT 3

### All About Weather..... 91

Lesson 7	Clouds.....	92
Lesson 8	Winter Storms.....	106
Lesson 9	Kites and Wind.....	120

## UNIT 4

### Jobs in My Town..... 134

Lesson 10	Police Officers.....	135
Lesson 11	Dentists.....	149
Lesson 12	Firefighters.....	163

Glossary.....	177
---------------	-----

# Before We Read

## MY LEARNING GOALS

I can

- ☐ make connections.
- ☐ tell about a dentist's job.

## Dentists

Some people's jobs help us stay healthy. Doctors and nurses help people who are sick. They help people who are hurt. A dentist is a special kind of doctor. A dentist takes care of teeth. Dentists want people to have healthy teeth.



# Before We Read

## Connections

You learn new things when you read. You think about things you already know. Sometimes you see how they go together. This is called making **connections**.

**Write or draw to show something you read on page 149. Then write or draw to make a connection.**

**I read...**

**I thought of...**





## MY LEARNING GOALS

I can

- ☐ read a story.
- ☐ make connections.

## Healthy Smiles

### Checkups

Dentists give checkups. This means they look at people's teeth. They make sure the teeth are healthy. They check people's gums, too. Healthy teeth are important. Unhealthy teeth and gums can make a person sick. Take care of your teeth.



**Highlight** what dentists do during a checkup.



Why are teeth important?

Teeth are important because

\_\_\_\_\_.



# Let's Read

## Cleaning Teeth

Dentists clean teeth. Food can get stuck in teeth. It can hurt teeth if it is stuck for too long. Dentists clean teeth with special toothpaste. They use tools. The tools get all the pieces of food. Then dentists polish teeth. This makes the teeth feel smooth. And it makes them shiny!



Circle what gets stuck in teeth.



Why should you clean your teeth?

I clean my teeth because

\_\_\_\_\_.



## Filling Teeth

Sometimes dentists find holes in teeth. They are usually small. They are called cavities (ka-vuh-teez). Holes in teeth can hurt. So dentists fill them in.

Brush your teeth. Eat healthy food. These things help you not get cavities.



Underline what cavities are.



What healthy foods do you eat?

I eat \_\_\_\_\_.





# Let's Read

## Tools

Dentists use special tools. They unwrap clean tools for each person. One tool sprays water. Another tool sucks in water. It makes the mouth dry. Dentists use a mirror. It is very small. They use it to see the back of teeth. Dentists take x-rays. These are pictures of the inside of teeth.



Circle what x-rays are.



Why is a dentist's mirror small?

A dentist's mirror is small because \_\_\_\_\_.



## Show What You Know

Use what you read. Make a connection to something in your own life. Write or draw pictures on the chart.

I read...

I thought of...





## Let's Read

### What Did You Learn?

Circle the letter of the correct answer.

1. What is one thing dentists use to see teeth?

- A** water
- B** toothpaste
- C** mirror

2. What can make a cavity?

- A** food stuck in teeth
- B** special tools
- C** a dentist

3. Why do dentists polish teeth?

- A** to see them
- B** to make them shiny
- C** to fill in holes






# Listen and Discuss

## MY LEARNING GOALS

I can

- ☐ listen to a story.
- ☐ make a connection to my life.

Listen to a story. Draw or write on the chart.

What I Heard	What I Know
	
My Connection	
	



SPEAKING

## Listen and Discuss



How do you  
take care of your  
teeth?



# Learning About Language

## MY LEARNING GOALS

I can


- find the prefix un.
- write words with the prefix un.

## Prefixes

A **prefix** is a group of letters. The letters are added to a word. They change the meaning of the word. The prefix un- means “not.”



tied



untied

Read the sentences. They are from the story.  
Circle the word with the prefix un.

1. Unhealthy teeth and gums can make a person sick.
2. They unwrap clean tools for each person.



# Learning About Language

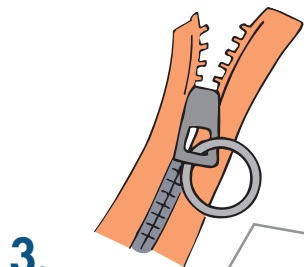
Write the prefix un-. Add it to each word to match the picture.




\_\_\_\_\_  
-----  
\_\_\_\_\_ happy



\_\_\_\_\_  
-----  
\_\_\_\_\_ pack



\_\_\_\_\_  
-----  
\_\_\_\_\_ zip



\_\_\_\_\_  
-----  
\_\_\_\_\_ cover



# Write About It

You know about different jobs.  
Write and draw to tell what job you  
would like to have when you grow  
up. Explain why you want that job.

## MY LEARNING GOALS

I can

- ☐ write about a job I want.
- ☐ tell why I want to do that job.

## Plan My Writing


Think of some jobs you might like. Write or draw  
to show them.



chef



teacher








# Write About It

Draw a picture. Show the job you want to do.  
Write a sentence to explain why.



Handwriting practice lines consisting of two sets of three horizontal lines (top solid, middle dashed, bottom solid). A large, stylized, outlined letter 'S' is positioned on the left side, spanning across the first set of lines.