

# Table of Contents

Welcome to *Finish Line TELPAS* ..... 5



## Unit 1 Listening and Speaking ..... 7

<b>Lesson 1</b>	Object Identification, I.....	<b>8</b>
<b>Lesson 2</b>	Talk About It.....	<b>12</b>
<b>Lesson 3</b>	How to Do It.....	<b>16</b>
<b>Lesson 4</b>	Compare and Contrast.....	<b>20</b>
<b>Lesson 5</b>	What’s Happening?.....	<b>24</b>
<b>Lesson 6</b>	Listen and Understand: Nonfiction.....	<b>28</b>
<b>Lesson 7</b>	Look Closely.....	<b>40</b>
<b>Lesson 8</b>	What Are They Doing?.....	<b>44</b>
<b>Lesson 9</b>	Describe What You See.....	<b>48</b>
<b>Lesson 10</b>	Listen and Understand: Storytime.....	<b>52</b>
<b>Lesson 11</b>	How Do I Get There?.....	<b>64</b>
<b>Lesson 12</b>	Opinions.....	<b>68</b>
<b>Lesson 13</b>	Predictions.....	<b>72</b>
<b>Lesson 14</b>	Object Identification, II.....	<b>76</b>
<b>Lesson 15</b>	Sequence.....	<b>80</b>



## Unit 2 Reading

**85**

<b>Lesson 16</b>	Word Identification .....	<b>86</b>
<b>Lesson 17</b>	Cloze Sentences, I .....	<b>88</b>
<b>Lesson 18</b>	Picture Description .....	<b>92</b>
<b>Lesson 19</b>	Cloze Sentences, II .....	<b>96</b>
<b>Lesson 20</b>	Reading Nonfiction .....	<b>100</b>
<b>Lesson 21</b>	Reading Fiction .....	<b>108</b>
<b>Lesson 22</b>	More Nonfiction .....	<b>116</b>
<b>Lesson 23</b>	More Fiction .....	<b>124</b>



## Unit 3 Writing

**133**

<b>Lesson 24</b>	Tell Me About It .....	<b>134</b>
<b>Lesson 25</b>	Academic Writing .....	<b>138</b>
<b>Lesson 26</b>	Guess What Happened to Me? .....	<b>143</b>
<b>Lesson 27</b>	Tell Me How You Do That .....	<b>147</b>
<b>Lesson 28</b>	Writing About Literature .....	<b>152</b>
<b>Lesson 29</b>	Journal Writing .....	<b>157</b>



# Compare and Contrast

Look at the two pictures and read the directions below. When you are ready to speak, tell as much as you can.

- First, describe at least two ways these pictures are similar.
- Next, describe at least two ways these pictures are different.

1.



## 4 Compare and Contrast

SPEAKING



Look at the two pictures and read the directions below. When you are ready to speak, tell as much as you can.

- First, describe at least two ways these pictures are similar.
- Next, describe at least two ways these pictures are different.

2.



Look at the two pictures and read the directions below. When you are ready to speak, tell as much as you can.

- First, describe at least two ways these pictures are similar.
- Next, describe at least two ways these pictures are different.

3.





## 4 Compare and Contrast

Look at the two pictures and read the directions below. When you are ready to speak, tell as much as you can.

- First, describe at least two ways these pictures are similar.
- Next, describe at least two ways these pictures are different.

4.





# What Are They Doing?

Listen to the audio. Draw a line from the box to the picture that best matches what you hear.

1.



1

2


## 8 What Are They Doing?

LISTENING




Listen to the audio. Draw a line from the box to the picture that best matches what you hear.

2.



1

2






# 8 What Are They Doing?

LISTENING



Listen to the audio. Draw a line from the box to the picture that best matches what you hear.

3.



1

2

SALES

# 8 What Are They Doing?

LISTENING



Listen to the audio. Draw a line from the box to the picture that best matches what you hear.

4.



1

2