

# Table of Contents

About <i>Finish Line TELPAS</i> .....	5
Audio Download Instructions .....	6



## Unit 1 Listening and Speaking 7

<b>Lesson 1</b> Object Identification, I .....	8
<b>Lesson 2</b> Talk About It .....	12
<b>Lesson 3</b> Tell a Story .....	16
<b>Lesson 4</b> Compare and Contrast .....	20
<b>Lesson 5</b> What's Happening? .....	24
<b>Lesson 6</b> Listen and Understand: Nonfiction .....	28
<b>Lesson 7</b> Look Closely .....	40
<b>Lesson 8</b> What Are They Doing? .....	44
<b>Lesson 9</b> Describe What You See .....	48
<b>Lesson 10</b> Listen and Understand: Storytime .....	52
<b>Lesson 11</b> How Do I Get There? .....	64
<b>Lesson 12</b> Opinions .....	68
<b>Lesson 13</b> Predictions .....	72
<b>Lesson 14</b> Object Identification, II .....	76
<b>Lesson 15</b> Sequence .....	80



## Unit 2 Reading 85

<b>Lesson 16</b> Word Identification .....	86
<b>Lesson 17</b> Cloze Sentences, I .....	88
<b>Lesson 18</b> Picture Description .....	92
<b>Lesson 19</b> Cloze Sentences, II .....	96
<b>Lesson 20</b> Reading Nonfiction .....	100

<b>Lesson 21</b>	Reading Fiction .....	<b>106</b>
<b>Lesson 22</b>	More Nonfiction .....	<b>112</b>
<b>Lesson 23</b>	More Fiction .....	<b>118</b>



## **Unit 3 Writing** **125**

<b>Lesson 24</b>	Tell Me About It .....	<b>126</b>
<b>Lesson 25</b>	Academic Writing .....	<b>130</b>
<b>Lesson 26</b>	Guess What Happened to Me? .....	<b>135</b>
<b>Lesson 27</b>	Tell Me How You Do That .....	<b>139</b>
<b>Lesson 28</b>	Writing About Literature .....	<b>144</b>
<b>Lesson 29</b>	Journal Writing .....	<b>149</b>



## **Appendix** **153**


Parent Letter .....	<b>155</b>
Classroom Learning Activities to Support Listening Skills .....	<b>157</b>
Classroom Learning Activities to Support Speaking Skills .....	<b>158</b>
Classroom Learning Activities to Support Reading Skills .....	<b>159</b>
Classroom Learning Activities to Support Writing Skills .....	<b>160</b>
Answer Sheets with Rubrics .....	<b>161</b>
Comprehensive Scoring Form .....	<b>168</b>
ELPS Student Expectations and Proficiency Level Descriptors, Listening .....	<b>169</b>
ELPS Student Expectations and Proficiency Level Descriptors, Speaking .....	<b>171</b>
ELPS Student Expectations and Proficiency Level Descriptors, Reading .....	<b>173</b>
ELPS Student Expectations and Proficiency Level Descriptors, Writing .....	<b>175</b>
Connecting Assessment to Instruction .....	<b>178</b>



**Say:** Turn to page 24. We are going to do a Listening lesson. It is important for you to listen carefully as I read the questions. Some questions may be easier for you than others. Don't worry if you don't know the answer to a question. Just do the best you can. Do you have any questions before we begin?

*Answer any questions. Make sure that each student has a pencil and that each student is on page 24.*


**Say:** Look at the pictures. Listen to the question. Choose the answer that best matches what you hear.

 The boy has climbed the tree and is now sitting on the branch smiling.

*Pause for students to mark an answer.*

*Instruct students to turn the page.*


Lesson  
**5**





## What's Happening?



LISTENING

Listen to the audio. Choose the answer that best matches what you hear.




1.  

**A** **B**

**C** **D**

**24** UNIT 1 Listening and Speaking 
© The Continental Press, Inc. DUPLICATING THIS MATERIAL IS ILLEGAL.

Item	Language Domain	Targeted Proficiency Level	Reporting Category
1	Listening	Beginning Intermediate	1—Demonstrate a basic understanding of spoken English used in a variety of contexts
<p><b>ELPS Student Expectation:</b> 2(l) Demonstrate listening comprehension of increasingly complex spoken English by following directions, retelling or summarizing spoken messages, responding to questions and requests, collaborating with peers, and taking notes commensurate with content and grade-level needs</p>			
<p><b>Description:</b> Students will select from one of four prompts or images as answer choices; Conversational Language</p>			

# 5 What's Happening?



**Say:** Look at the pictures. Listen to the question. Choose the answer that best matches what you hear.

The girl takes care of her pet by feeding it.


Pause for students to mark an answer.

Instruct students to turn the page.


**5 What's Happening?** LISTENING

Listen to the audio. Choose the answer that best matches what you hear.


2.




**A**



**B**



**C**



**D**

© The Continental Press, Inc. DUPLICATING THIS MATERIAL IS ILLEGAL. ★ UNIT 1 Listening and Speaking 25

Item	Language Domain	Targeted Proficiency Level	Reporting Category
2	Listening	Beginning Intermediate	1—Demonstrate a basic understanding of spoken English used in a variety of contexts
<p><b>ELPS Student Expectation:</b> 2(l) Demonstrate listening comprehension of increasingly complex spoken English by following directions, retelling or summarizing spoken messages, responding to questions and requests, collaborating with peers, and taking notes commensurate with content and grade-level needs</p>			
<p><b>Description:</b> Students will select from one of four prompts or images as answer choices; Conversational Language</p>			


# 5 What's Happening?

**Say:** Look at the pictures. Listen to the question. Choose the answer that best matches what you hear.


 The boy is waving to the students riding the school bus.



*Pause for students to mark an answer.*

*Instruct students to turn the page.*



**5 What's Happening?** LISTENING 

Listen to the audio. Choose the answer that best matches what you hear.




3.  

**A** **B**

**C** **D**

**26 UNIT 1 Listening and Speaking**  © The Continental Press, Inc. DUPLICATING THIS MATERIAL IS ILLEGAL.

Item	Language Domain	Targeted Proficiency Level	Reporting Category
3	Listening	Beginning Intermediate	1—Demonstrate a basic understanding of spoken English used in a variety of contexts
<p><b>ELPS Student Expectation:</b> 2(I) Demonstrate listening comprehension of increasingly complex spoken English by following directions, retelling or summarizing spoken messages, responding to questions and requests, collaborating with peers, and taking notes commensurate with content and grade-level needs</p>			
<p><b>Description:</b> Students will select from one of four prompts or images as answer choices; Conversational Language</p>			



# 5 What's Happening?



**Say:** Look at the pictures. Listen to the question. Choose the answer that best matches what you hear.

A father and his son hike through a forest in fall.

Pause for students to mark an answer.

## EXTENSION ACTIVITY

- Lead students in a brainstorming session about weather. Record their ideas on the board. Then guide students in categorizing weather patterns by season. Guide students to see that some kinds of weather, like rain or sunshine, happen in all four seasons, while other patterns like snowstorms rarely happen in summer. Point out that some places on Earth do not have the same seasons as in North America. Use a globe to explain that many places near the equator have two seasons—a rainy season and a dry season. Review the sequence of the seasons. Remind students that the seasons are a cycle that repeats year after year.
- Have students work with a partner to talk about experiences they have had in different weather conditions. Then have them draw pictures of a weather experience they remember well. Encourage them to write what happened first, what happened next, and what happened last. Attach their stories to their pictures and display them for all to enjoy.

### 5 What's Happening?

LISTENING

Listen to the audio. Choose the answer that best matches what you hear.



4.



(A)



(B)



(C)



(D)

© The Continental Press, Inc. DUPLICATING THIS MATERIAL IS ILLEGAL.

★ UNIT 1 Listening and Speaking 27

Item	Language Domain	Targeted Proficiency Level	Reporting Category
4	Listening	Beginning Intermediate	1—Demonstrate a basic understanding of spoken English used in a variety of contexts

**ELPS Student Expectation:** 2(I) Demonstrate listening comprehension of increasingly complex spoken English by following directions, retelling or summarizing spoken messages, responding to questions and requests, collaborating with peers, and taking notes commensurate with content and grade-level needs

**Description:** Students will select from one of four prompts or images as answer choices; Conversational Language

