

# Table of Contents

Welcome to *Ready, Set, Go! Newcomers* ..... 6



## UNIT 1 BUILDING BLOCKS 7

★ Lesson 1	Colors .....	8
★ Lesson 2	Shapes .....	10
★ Lesson 3	Numbers .....	12
★ Lesson 4	The Alphabet .....	14
★ Lesson 5	Time .....	16
★ Lesson 6	Days of the Week .....	18
★ Lesson 7	Months of the Year .....	20
★ Lesson 8	Weather .....	22
★ Lesson 9	Temperature .....	24
★ Lesson 10	Seasons .....	26

 **UNIT 1 GRAMMAR** Capitalization ..... 28




 **UNIT 1 READ & WRITE** ..... 29

 **UNIT 1 REVIEW** ..... 30






## UNIT 2 SOUNDS OF ENGLISH 33

★ Lesson 11	Sight Words .....	34
★ Lesson 12	Consonant Sounds .....	36
★ Lesson 13	Short Vowels .....	38
★ Lesson 14	Long Vowels .....	40
★ Lesson 15	Rhyming Words .....	45

★ Lesson 16	Counting Sounds in Words .....	<b>46</b>
★ Lesson 17	Consonant Blends .....	<b>48</b>
★ Lesson 18	Adding Sounds .....	<b>50</b>
★ Lesson 19	Taking Away Sounds .....	<b>51</b>
★ Lesson 20	Consonant Digraphs .....	<b>52</b>
 <b>UNIT 2</b>	<b>GRAMMAR</b> End Punctuation .....	<b>54</b>
 <b>UNIT 2</b>	<b>READ &amp; WRITE</b> .....	<b>55</b>
 <b>UNIT 2</b>	<b>REVIEW</b> .....	<b>56</b>






## **UNIT 3 CHALLENGES OF THE ENGLISH LANGUAGE 59**

★ Lesson 21	Changing Sounds in Words .....	<b>60</b>
★ Lesson 22	Vowel Teams .....	<b>61</b>
★ Lesson 23	Silent e .....	<b>64</b>
★ Lesson 24	Two-Syllable Words .....	<b>66</b>
★ Lesson 25	Vowels + <i>r</i> .....	<b>68</b>
★ Lesson 26	Hard and Soft <i>c</i> and <i>g</i> .....	<b>70</b>
★ Lesson 27	Final <i>y</i> .....	<b>72</b>
★ Lesson 28	Silent Letters: <i>kn, wr</i> .....	<b>74</b>
★ Lesson 29	Letter Pairs for the /f/ Sound .....	<b>76</b>
★ Lesson 30	High-Frequency Words .....	<b>78</b>
 <b>UNIT 3</b>	<b>GRAMMAR</b> Homophones: <i>To, Too, Two</i> .....	<b>80</b>
 <b>UNIT 3</b>	<b>READ &amp; WRITE</b> .....	<b>81</b>
 <b>UNIT 3</b>	<b>REVIEW</b> .....	<b>82</b>



## UNIT 4 ALL ABOUT ME









85

★ Lesson 31	Introducing Myself .....	86
★ Lesson 32	Greetings .....	88
★ Lesson 33	Goodbyes .....	90
★ Lesson 34	Address .....	92
★ Lesson 35	Phone Number .....	94
★ Lesson 36	Where I Am From .....	96
★ Lesson 37	My Family .....	98
★ Lesson 38	My Relatives .....	100
★ Lesson 39	How I Feel .....	102
★ Lesson 40	Important Questions and Statements .....	104
 UNIT 4	GRAMMAR Pronouns .....	106
 UNIT 4	READ & WRITE .....	107
 UNIT 4	REVIEW .....	108

















★ Vocabulary List .....	111
★ My Vocabulary Notebook.....	115
★ Grammar Handbook .....	120
★ Pronunciation Guide.....	128

★ **Listen**

Listen and repeat.

 circle	 diamond	 heart	 oval
 rectangle	 square	 star	 triangle

Listen. Circle the correct choice.

1			5		
2			6		
3			7		
4			8		



# ★ Speak

Talk with a partner.

Which shapes are round?  
The round shapes are \_\_\_\_.

What shapes do you see in the classroom?  
I see \_\_\_\_.

# ★ Write

Write the name of each shape.

1



\_\_\_\_\_

2



\_\_\_\_\_

3



\_\_\_\_\_

4



\_\_\_\_\_

5




\_\_\_\_\_

6




\_\_\_\_\_

7



\_\_\_\_\_

8



\_\_\_\_\_

circle

diamond

heart

oval

rectangle

square

star

triangle

Write the name of the shape to match each clue.

9 This shape has five points. \_\_\_\_\_

10 This shape has three sides. \_\_\_\_\_

# ★ Write

Say the picture name. Write the vowel that stands for the short vowel sound in the word.

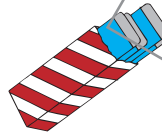
1

m \_\_\_\_\_ p



4

g \_\_\_\_\_ m



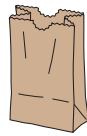
7

w \_\_\_\_\_ g




2

b \_\_\_\_\_ g



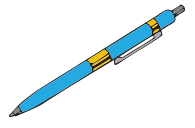
5

f \_\_\_\_\_ n



8

p \_\_\_\_\_ n



3

b \_\_\_\_\_ x



6

m \_\_\_\_\_ g



9

k \_\_\_\_\_ t



# ★ Sight Words

Say each word aloud. Then write the word on the line.

1 at \_\_\_\_\_

9 it \_\_\_\_\_

17 up \_\_\_\_\_

2 yes \_\_\_\_\_

10 on \_\_\_\_\_

18 big \_\_\_\_\_

3 had \_\_\_\_\_

11 get \_\_\_\_\_

19 an \_\_\_\_\_

4 off \_\_\_\_\_

12 us \_\_\_\_\_

20 him \_\_\_\_\_

5 did \_\_\_\_\_

13 let \_\_\_\_\_

21 got \_\_\_\_\_

6 not \_\_\_\_\_

14 am \_\_\_\_\_

22 but \_\_\_\_\_

7 if \_\_\_\_\_

15 in \_\_\_\_\_

23 tell \_\_\_\_\_

8 will \_\_\_\_\_

16 cut \_\_\_\_\_

24 can \_\_\_\_\_

# Long Vowels

## ★ Listen

Listen and repeat.

The sound of long **a** /ā/ has six spelling patterns.

<b>ea</b> br <u>ea</u> k	<b>ai</b> n <u>ai</u> l	<b>ey</b> th <u>ey</u>	<b>ay</b> s <u>ay</u>	<b>ei</b> e <u>igh</u> t
-----------------------------	----------------------------	---------------------------	--------------------------	-----------------------------

Another spelling pattern is aCe.

**a/consonant/silent e**

game, wave

Listen to each sentence. Circle the words with the long **a** sound.

- 1 Paige made a braid in the horse's mane.
- 2 Zane paid to ride a train.
- 3 They play in the rain.
- 4 Did Jake weigh the grapes?
- 5 She gave me a clay plate.
- 6 The lake has few waves.

## ★ Write

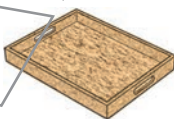
Say the picture name. Write the spelling pattern that stands for the long **a** sound.

1



p\_\_\_\_\_nt

2



tr\_\_\_\_\_

3



r\_\_\_\_k\_\_\_\_

## ★ Sight Words

Say each word. Then write the word on the line.

1 play \_\_\_\_\_

2 may \_\_\_\_\_

3 say \_\_\_\_\_