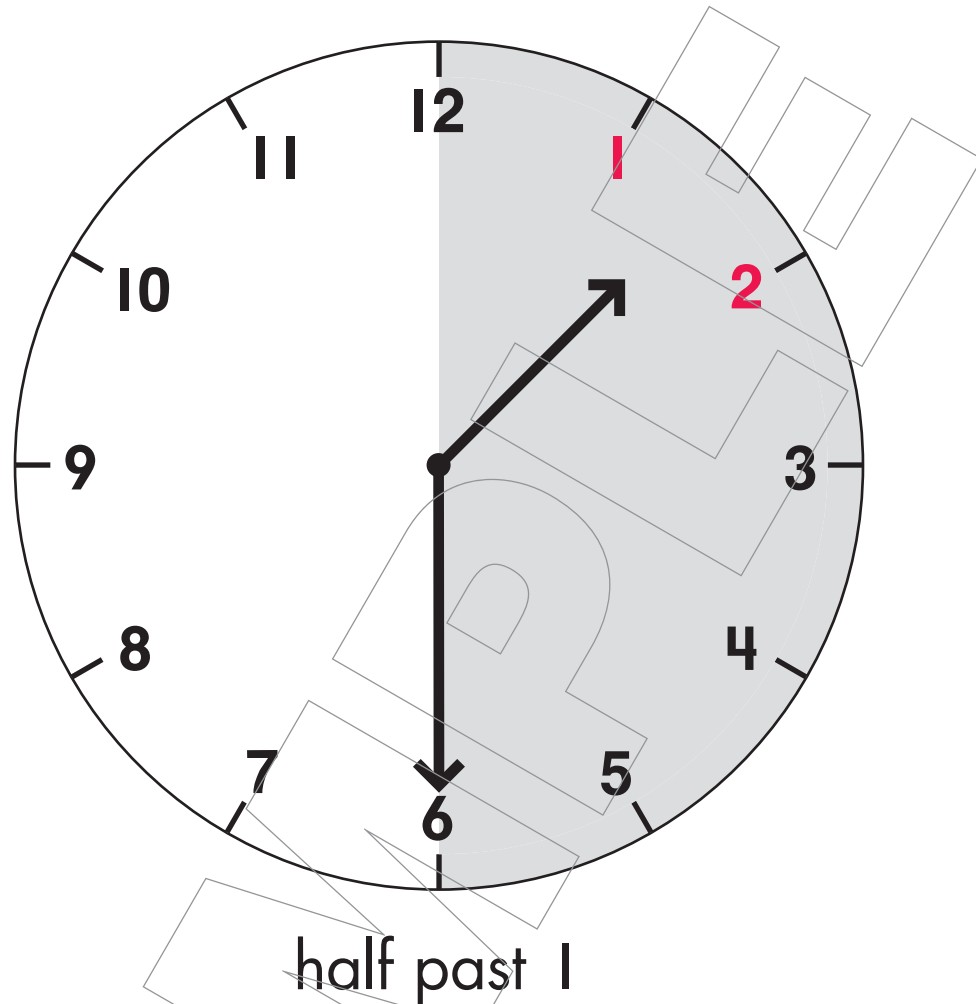


# CONTENTS

Telling Time: Half Hour—Teaching Page ...	<b>3</b>	Writing Digital Time: Hour .....	<b>35</b>
Telling Time: Half Hour .....	<b>4</b>	Writing Digital Time: Half Hour .....	<b>36</b>
Telling Time: Half Hour .....	<b>5</b>	Writing Digital Time: Hour and Half Hour .....	<b>37</b>
Telling Time: Half Hour .....	<b>6</b>	Writing Digital Time: Hour and Half Hour .....	<b>38</b>
Telling Time: Half Hour—Teaching Page .....	<b>7</b>	Writing Digital Time: Hour and Half Hour .....	<b>39</b>
Telling Time: Half Hour .....	<b>8</b>	Writing Digital Time: Hour and Half Hour .....	<b>40</b>
Telling Time: Half Hour .....	<b>9</b>	Choosing the Correct Time .....	<b>41</b>
Telling Time: Half Hour .....	<b>10</b>	Choosing the Correct Time .....	<b>42</b>
Telling Time: Half Hour .....	<b>11</b>	Choosing the Correct Time .....	<b>43</b>
Choosing the Correct Time .....	<b>12</b>	Choosing the Correct Time .....	<b>44</b>
Choosing the Correct Time .....	<b>13</b>	Choosing the Correct Time .....	<b>45</b>
Choosing the Correct Time .....	<b>14</b>	Matching the Correct Time .....	<b>46</b>
Choosing the Correct Time .....	<b>15</b>	Matching the Correct Time .....	<b>47</b>
Drawing Minute Hands—Teaching Page..	<b>16</b>	Matching the Correct Time .....	<b>48</b>
Drawing Minute Hands.....	<b>17</b>	Matching the Correct Time .....	<b>49</b>
Drawing Minute Hands.....	<b>18</b>	Writing Time .....	<b>50</b>
Drawing Hour Hands—Teaching Page ...	<b>19</b>	Writing Time .....	<b>51</b>
Drawing Hour Hands .....	<b>20</b>	Identifying Activity Times.....	<b>52</b>
Drawing Hour Hands .....	<b>21</b>	Identifying Activity Times.....	<b>53</b>
Drawing Hour Hands .....	<b>22</b>	Identifying Activity Times.....	<b>54</b>
Drawing Hour and Minute Hands— Review .....	<b>23</b>	Identifying Activity Times.....	<b>55</b>
Drawing Hour and Minute Hands— Review .....	<b>24</b>	Identifying Activity Times.....	<b>56</b>
Drawing Hour and Minute Hands— Review .....	<b>25</b>	Identifying Activity Times.....	<b>57</b>
Recognizing Half Hour Time—Review.....	<b>26</b>	Identifying Activity Times.....	<b>58</b>
Recognizing Half Hour Time—Review.....	<b>27</b>	Identifying Activity Times.....	<b>59</b>
Writing Digital Time: Half Hour— Teaching Page .....	<b>28</b>	Identifying Activity Times.....	<b>60</b>
Writing Digital Time: Half Hour .....	<b>29</b>	Pretest/Posttest.....	<b>T-1</b>
Writing Digital Time: Half Hour .....	<b>30</b>	Pretest/Posttest.....	<b>T-2</b>
Writing Digital Time: Half Hour .....	<b>31</b>	Pretest/Posttest.....	<b>T-3</b>
Writing Digital Time: Half Hour .....	<b>32</b>	Pretest/Posttest.....	<b>T-4</b>
Writing Digital Time: Half Hour .....	<b>33</b>	Reference Sheet .....	<b>Inside Back Cover</b>
Writing Digital Time: Hour and Half Hour—Teaching Page .....	<b>34</b>		

Look at this clock. The hour hand is halfway between 1 and 2. The minute hand points to the 6.



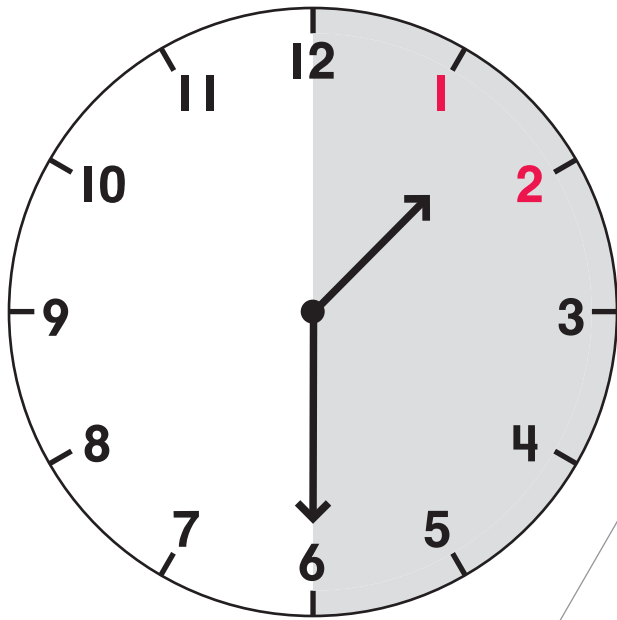
The hour hand takes one-half hour to move from the 1 to halfway between 1 and 2. You can say the time is half past 1.

When the time is “half past,” the minute hand is always on the 6. The minute hand takes one-half hour to go halfway around the clock.

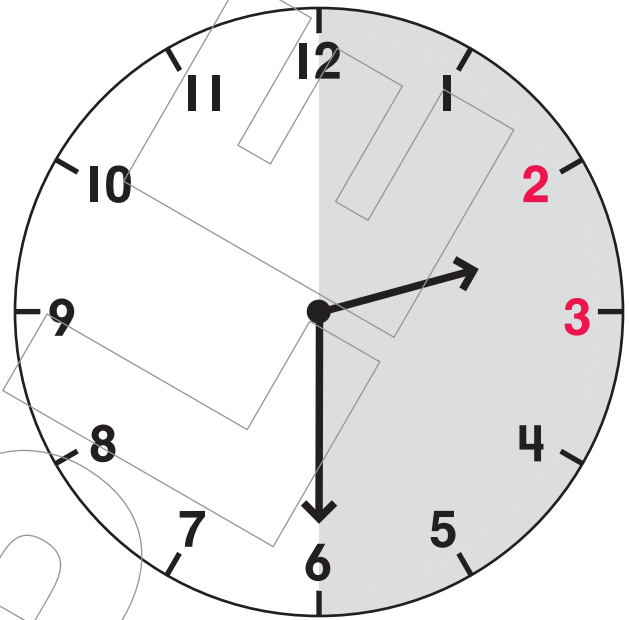
When the time is “half past,” the hour hand is always halfway between two numbers.

Remember: The hands on a clock always move in the same direction.

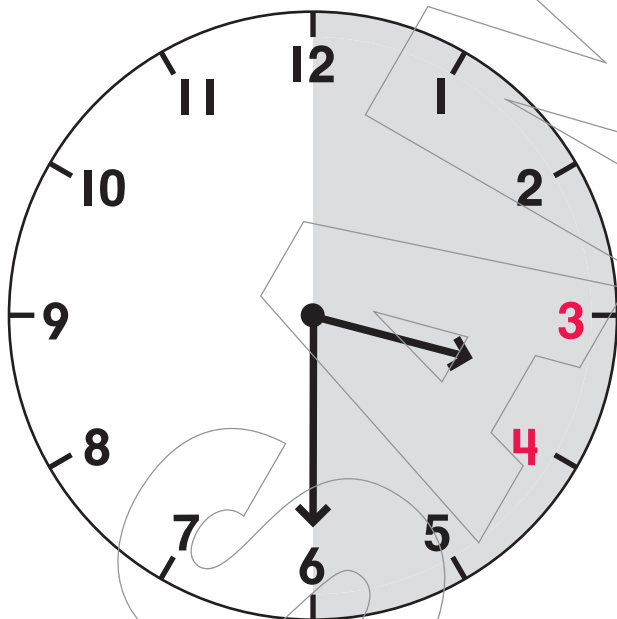
Fill in the time.



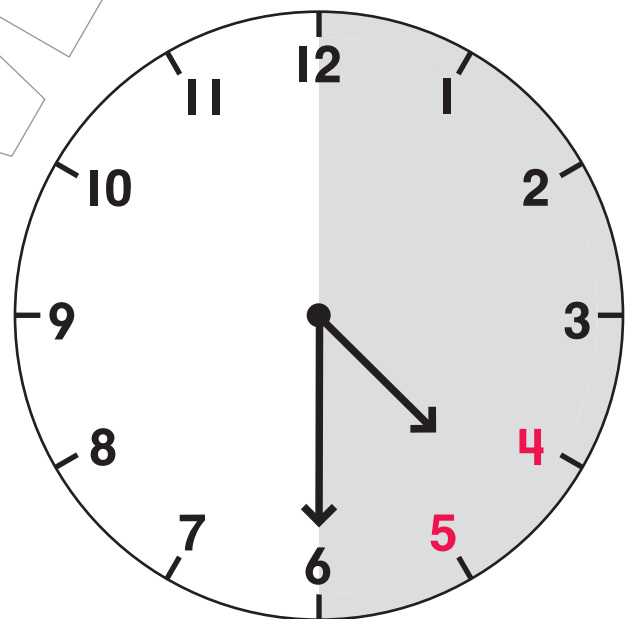
It is half past 1.



It is half past 2.



It is half past 3.



It is half past 4.