


Contents

- 3** Addition: Facts to 18
- 4** Adding Three or Four Numbers
- 5** Missing Addends
- 6** Subtraction: Facts to 18
- 7** Subtraction, the Inverse of Addition
- 8** Addition and Subtraction Practice
- 9** Problem Solving: Choosing the Operation
- 10** Place Value: Hundreds, Tens, and Ones
- 11** Ordering and Comparing Numbers
- 12** Rounding Numbers
- 13** Money: Dollars and Cents
- 14** Place Value: Thousands
- 15** Comparing and Ordering Large Numbers
- 16** Place Value: Millions
- 17** Problem Solving: Using a Pictograph
- 18** Adding Two-Digit Numbers
- 19** Adding Three-Digit Numbers
- 20** Adding Four-Digit Numbers
- 21** Problem Solving: Identifying Extra Information
- 22** Subtracting Two-Digit Numbers
- 23** Subtracting Three-Digit Numbers
- 24** Subtracting Across Zeros
- 25** Subtracting Four-Digit Numbers
- 26** Problem Solving: Identifying Insufficient Information
- 27** Estimating Sums and Differences
- 28** Checking Addition and Subtraction
- 29** Adding and Subtracting Large Numbers
- 30** Problem Solving: Finding Missing Information
- 31** Multiplying 2s and 3s
- 32** Multiplying 4s and 5s
- 33** Properties of Multiplication
- 34** Multiplying 6s and 7s
- 35** Multiplying 8s and 9s
- 36** Problem Solving: Writing a Number Sentence
- 37** Finding Multiples
- 38** Multiplication and Missing Factors
- 39** Dividing by 2 and 3
- 40** Dividing by 4 and 5
- 41** Division, the Inverse of Multiplication
- 42** Dividing by 6 and 7
- 43** Dividing by 8 and 9
- 44** Problem Solving: Planning Two-Step Solutions
- 45** Finding Factors
- 46** Division with Remainders
- 47** Problem Solving: Interpreting a Remainder
- 48** Time: Hours and Minutes
- 49** Problem Solving: Finding Elapsed Time
- 50** Problem Solving: Using Units of Time
- 51** Money
- 52** Making Change
- 53** Extending Multiplication: Multiples of 10 and 100
- 54** Multiplying Two-Digit Numbers
- 55** Multiplying Three- and Four-Digit Numbers
- 56** Problem Solving: Using a Bar Graph
- 57** Dividing Two- and Three-Digit Numbers
- 58** Dividing Three- and Four-Digit Numbers
- 59** Problem Solving: Finding Averages
- 60** Estimating Products and Quotients
- 61** Order of Operations
- 62** Problem Solving: Using the Four Operations
- 63** Fractions: Parts of a Whole
- 64** Fractions: Parts of a Set
- 65** Finding a Fraction of a Set
- 66** Equivalent Fractions
- 67** Equivalent Fractions in Higher Terms
- 68** Equivalent Fractions in Lower Terms
- 69** Problem Solving: Using a Circle Graph
- 70** Mixed Numbers
- 71** Changing Fractions to Mixed Numbers
- 72** Comparing Fractions and Mixed Numbers
- 73** Adding Fractions with Like Denominators
- 74** Subtracting Fractions with Like Denominators
- 75** Adding Fractions with Unlike Denominators
- 76** Subtracting Fractions with Unlike Denominators
- 77** Adding and Subtracting Mixed Numbers
- 78** Problem Solving: Using Fractions and Mixed Numbers
- 79** Ratios
- 80** Probability
- 81** Problem Solving: Making a Tree Diagram
- 82** Decimals: Tenths
- 83** Decimals: Hundredths
- 84** Comparing and Ordering Decimals
- 85** Adding Decimals
- 86** Subtracting Decimals
- 87** Adding and Subtracting Decimals
- 88** Problem Solving: Using Decimals
- 89** Measurement: Centimeter
- 90** Measurement: Metric Units of Length
- 91** Measurement: Milliliter and Liter
- 92** Measurement: Gram and Kilogram
- 93** Measurement: Degrees Celsius
- 94** Problem Solving: Using Hidden Information
- 95** Measurement: Inch, Half Inch, Quarter Inch
- 96** Measurement: Customary Units of Length
- 97** Measurement: Customary Units of Capacity and Weight
- 98** Measurement: Degrees Fahrenheit
- 99** Problem Solving: Using a Line Graph
- 100** Problem Solving: Making a Table
- 101** Geometry: Lines and Line Segments
- 102** Geometry: Rays and Angles
- 103** Geometry: Polygons
- 104** Geometry: Circles
- 105** Geometry: Congruence and Similarity
- 106** Geometry: Symmetry
- 107** Geometry: Ordered Pairs
- 108** Geometry: Perimeter
- 109** Geometry: Area
- 110** Geometry: Solid Figures
- 111** Geometry: Volume
- 112** Problem Solving: Drawing a Picture
- 113** Multiplying by Tens
- 114** Multiplying by Two-Digit Numbers
- 115** Multiplying by Two-Digit Numbers
- 116** Dividing by Tens
- 117** Dividing by Two-Digit Numbers
- 118** Dividing by Two-Digit Numbers
- 119** Problem Solving: Using Rates
- 120** Problem Solving: Guessing and Checking

The product remains the same when the order of the factors changes.



$$\begin{array}{r} 2 \\ \times 3 \\ \hline 6 \end{array} \begin{array}{l} > \text{Factors} < \\ \leftarrow \text{Product} \rightarrow \end{array} \begin{array}{r} 3 \\ \times 2 \\ \hline 6 \end{array}$$



Multiply.

1. $\begin{array}{r} 4 \\ \times 3 \\ \hline \end{array}$

2. $\begin{array}{r} 3 \\ \times 4 \\ \hline \end{array}$

3. $\begin{array}{r} 5 \\ \times 2 \\ \hline \end{array}$

4. $\begin{array}{r} 2 \\ \times 5 \\ \hline \end{array}$

5. $\begin{array}{r} 2 \\ \times 4 \\ \hline \end{array}$

6. $\begin{array}{r} 4 \\ \times 2 \\ \hline \end{array}$

When 1 is a factor, the product is the other factor.



$$\begin{array}{r} 1 \\ \times 6 \\ \hline 6 \end{array}$$

$$\begin{array}{r} 6 \\ \times 1 \\ \hline 6 \end{array}$$

Multiply.

7. $\begin{array}{r} 1 \\ \times 4 \\ \hline \end{array}$

8. $\begin{array}{r} 5 \\ \times 1 \\ \hline \end{array}$


9. $\begin{array}{r} 3 \\ \times 1 \\ \hline \end{array}$

10. $\begin{array}{r} 1 \\ \times 2 \\ \hline \end{array}$

11. $\begin{array}{r} 1 \\ \times 1 \\ \hline \end{array}$

12. $\begin{array}{r} 8 \\ \times 1 \\ \hline \end{array}$

When 0 is a factor, the product is 0.



$$\begin{array}{r} 0 \\ \times 4 \\ \hline 0 \end{array}$$

$$\begin{array}{r} 4 \\ \times 0 \\ \hline 0 \end{array}$$

Multiply.

13. $\begin{array}{r} 3 \\ \times 0 \\ \hline \end{array}$

14. $\begin{array}{r} 0 \\ \times 5 \\ \hline \end{array}$

15. $\begin{array}{r} 1 \\ \times 0 \\ \hline \end{array}$

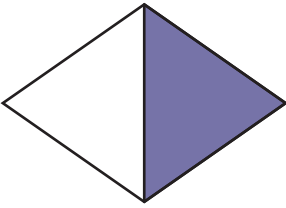
16. $\begin{array}{r} 2 \\ \times 0 \\ \hline \end{array}$

17. $\begin{array}{r} 0 \\ \times 6 \\ \hline \end{array}$

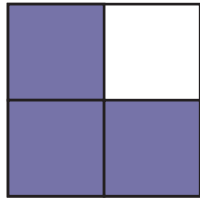
18. $\begin{array}{r} 0 \\ \times 9 \\ \hline \end{array}$

Write the fraction for the shaded part of each whole.

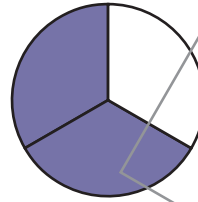
1.



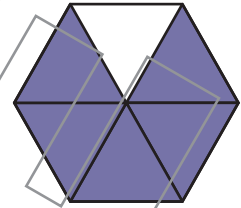
2.



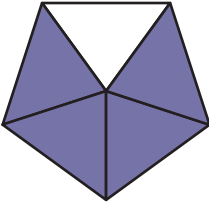
3.



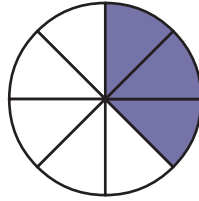
4.



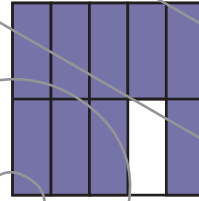
5.



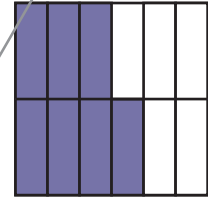
6.



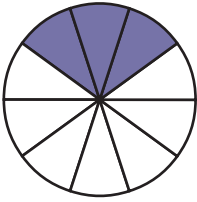
7.




8.



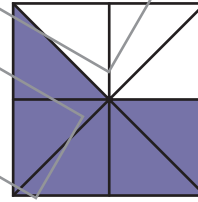
9.



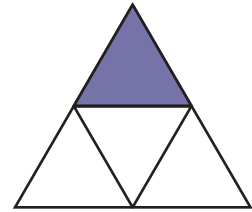
10.



11.




12.



Solve. You can draw a picture to help you.

13. Calvin cut a pie into 8 equal pieces and ate 2 pieces. What part of the pie did he eat?



14. Pearl made lasagna and cut it into 12 equal pieces. There were 3 pieces left over. What part of the lasagna was eaten?

15. Masato cut his birthday cake into 10 equal pieces. He served 9 pieces. What part of the cake was left over?