

Table of Contents


Finding Places and Things on a Map	3	Recognizing Boundaries People Make	26
Comparing Size Using a Map	4	Recognizing Boundary Lines on a Map	27
Comparing Size on Different Maps	5	Recognizing Boundary Lines on a Map	28
Using What You Have Learned	6	Using What You Have Learned	29
Understanding Symbols on a Map	7	Using What You Have Learned	30
Understanding Symbols on a Map	8	Using What You Have Learned	31
Understanding a Map Key	9	Map Review	32
Understanding Landforms on Maps	10	Map Review	33
Understanding Bodies of Water on Maps	11	What Is an Atlas?	34
Using What You Have Learned	12	Finding a Map of the United States in an Atlas	35
Using What You Have Learned	13	Understanding a Globe	36
Understanding Relative Location on a Map	14	Finding Land on a Globe	37
Learning Directions on a Map	15	Finding Water on a Globe	38
Learning Directions on a Map	16	Finding Land and Water on a Globe	39
Using Directions on a Map	17	Understanding Poles and the Equator on a Globe	40
Using Directions on a Map	18	Using Directions on a Globe	41
Using Directions on a Map	19	Using What You Have Learned	42
Using a Street Map	20	Using What You Have Learned	43
Using What You Have Learned	21	Globe Review	44
Using What You Have Learned	22	Review: How Maps and Globes Are Alike	45
Understanding the Bird's-Eye View of a Place	23	Review: How Maps and Globes Are Different	46
Understanding the Map's View of a Place	24	Glossary	47
Recognizing Natural Boundaries on a Map	25	Glossary	48



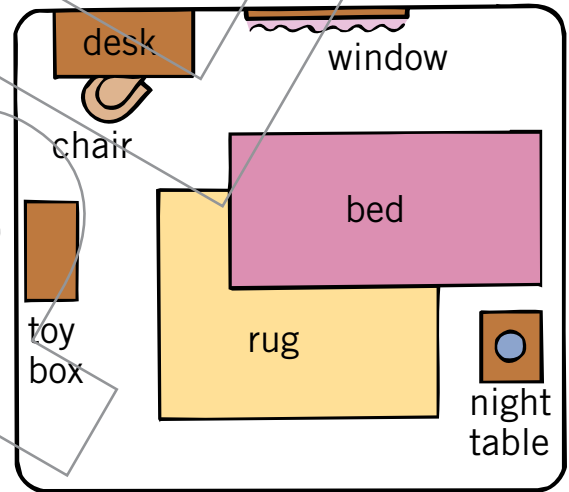
Finding Places and Things on a Map

A map is a drawing of a place as you would see it from above. A picture, like the one below, shows how things look. A map, like the one below, shows where things are.

PICTURE



MAP



Look at the picture above. Then read each sentence below. Circle YES if the sentence is right. Circle NO if it is wrong.

- | | | |
|--------------------------------------|-----|----|
| 1. The chair is near the desk. | YES | NO |
| 2. The window is over the toy box. | YES | NO |
| 3. The bed sits on part of the rug. | YES | NO |
| 4. The desk is near the night table. | YES | NO |

Look at the map above. Then read each sentence below. Circle the word that tells where each thing is.

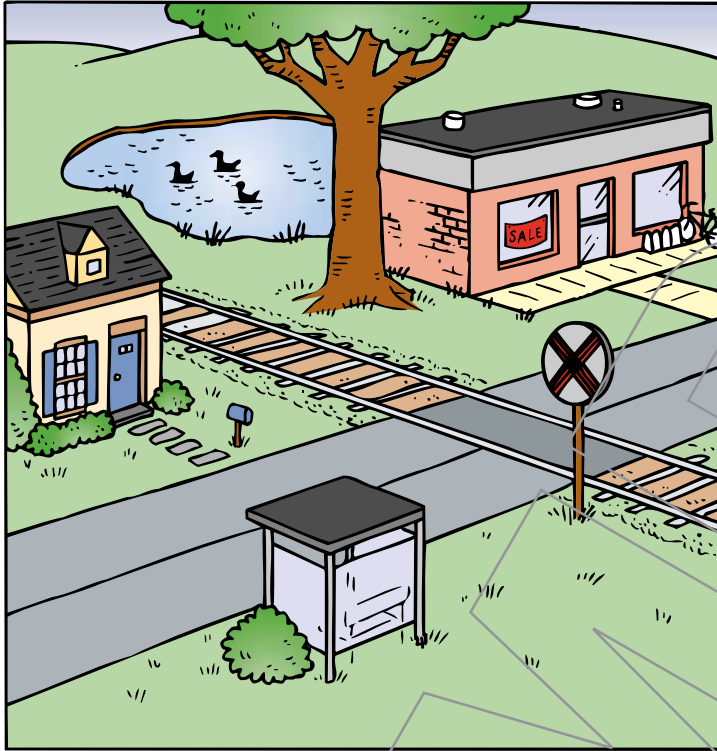
- | | | |
|--|------|----------|
| 5. The toy box is to the _____ of the bed. | LEFT | RIGHT |
| 6. The bed is to the _____ of the desk. | LEFT | RIGHT |
| 7. The night table is _____ the toy box. | NEAR | FAR FROM |
| 8. The window is _____ the desk. | NEAR | FAR FROM |



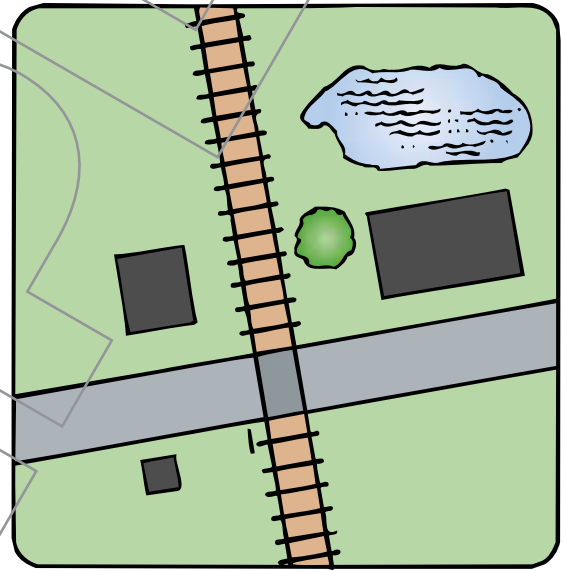
Comparing Size Using a Map

A map is a drawing of a place as you would see it from above. A map is smaller than a real place. But some maps still show how big things are.

PICTURE



MAP



Look at the picture and the map above. Then—

1. Find the lake in the picture. Find the lake on the map. Label them L.
2. Find the store in the picture. Find the store on the map. Label them S.
3. Find the house in the picture. Find the house on the map. Label them H.

Read each sentence below. Circle YES if the sentence is right. Circle NO if it is wrong.

- | | | |
|--|-----|----|
| 4. The store is bigger than the house. | YES | NO |
| 5. The bus stop is bigger than the lake. | YES | NO |
| 6. The tree is smaller than the bus stop. | YES | NO |
| 7. The bus stop is smaller than the store. | YES | NO |