

Table of Contents

Introduction to *Get Set for Math* 4

How to Answer Test Questions 5

UNIT 1: Operations and Algebraic Thinking 9

4.OA.2, 3 **Lesson 1** Solving Word Problems 10

4.OA.3 **Lesson 2** Representing Word Problems 15

4.OA.3 **Lesson 3** Estimation with Word Problems 19

4.OA.4 **Lesson 4** Factors and Multiples 23

4.OA.4 **Lesson 5** Primes and Composites 27

4.OA.5 **Lesson 6** Patterns 31

UNIT 2: Number and Operations in Base Ten 35

4.NBT.1, 2 **Lesson 7** Whole Numbers 36

4.NBT.2 **Lesson 8** Comparing Whole Numbers 40

4.NBT.3 **Lesson 9** Rounding Whole Numbers 45

4.NBT.4 **Lesson 10** Adding and Subtracting Whole Numbers 49

4.NBT.5 **Lesson 11** Multiplying Whole Numbers 53

4.NBT.6 **Lesson 12** Dividing Whole Numbers 57

UNIT 3: Number and Operations—Fractions 61

4.NF.1 **Lesson 13** Equivalent Fractions 62

4.NF.2 **Lesson 14** Comparing Fractions 67

4.NF.3.a, b, c **Lesson 15** Adding and Subtracting Fractions and Mixed Numbers 71

4.NF.4.a, b **Lesson 16** Multiplying Fractions by Whole Numbers 76

4.NF.3.d, 4.c **Lesson 17** Word Problems with Fractions 80

4.NF.5, 6 **Lesson 18** Decimals and Fractions 86

4.NF.7 **Lesson 19** Comparing Decimals 90

UNIT 4: Measurement and Data 95

4.MD.1 **Lesson 20** Measurement Conversions 96

4.MD.2 **Lesson 21** Measurement Word Problems 100

4.MD.3 **Lesson 22** Area and Perimeter 105

4.MD.4 **Lesson 23** Line Plots 110

4.MD.5, 6, 7 **Lesson 24** Angle Measurements 115

UNIT 5: Geometry 121

4.G.1 **Lesson 25** Points, Lines, Rays, and Angles 122

4.G.2 **Lesson 26** Classifying Two-Dimensional Shapes 127

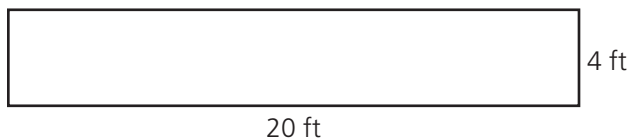
4.G.3 **Lesson 27** Lines of Symmetry 131

Flash Cards 137

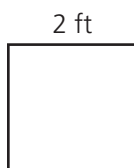


Focus Lesson

Perimeter is the distance around a figure. To find the perimeter, add the lengths of the sides. For a rectangle, use the formula $Perimeter = 2 \times length + 2 \times width$.

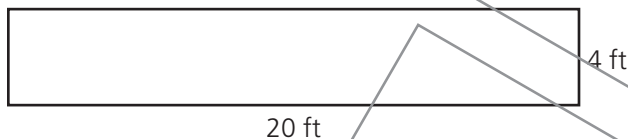


The perimeter of this rectangle is 48 feet.
 $20 + 4 + 20 + 4 = 48$ feet
 $2 \times 20 + 2 \times 4 = 40 + 8 = 48$ feet



The perimeter of the square is 8 feet: $2 + 2 + 2 + 2 = 8$ or $4 \times 2 = 8$

Area is the space inside a figure. It is measured in square units. For a rectangle, use the formula $Area = length \times width$.



The area of this rectangle is 80 square feet.
 $20 \times 4 = 80$ square feet



The area of Jan's painting is 18 square feet. The length of the painting is 6 feet. What is the width of the painting?

_____ feet

- 1 What is the area of the painting? _____ What is the length? _____
- 2 What is the formula for the area of a rectangle? _____
- 3 Rewrite the formula for the area. Fill in the measurements that you know. Use w for the measurement you do not know. _____
- 4 What operation is the opposite of multiplication? _____
- 5 How can you find the width of the painting? _____

What is the width of the painting?

Guided Practice

Hallie's porch is shaped like a rectangle. It has a length of 10 feet and a width of 5 feet. What is the perimeter of the porch?

_____ feet

- 1** What is the length of the porch? _____
The width? _____

- 2** What is the formula for the perimeter of a rectangle?

- 3** Rewrite the formula using the measurements that you know. _____

What is the perimeter of Hallie's porch?

Find the measurements in the problem.

The perimeter is the distance around a rectangle.

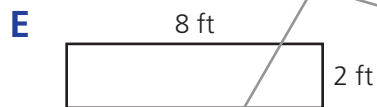
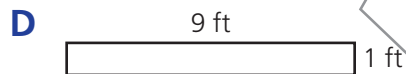
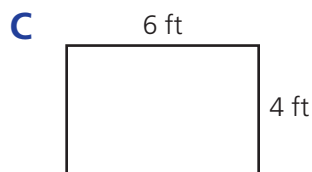
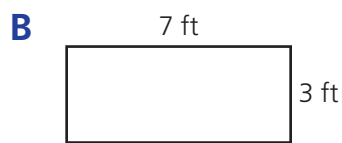
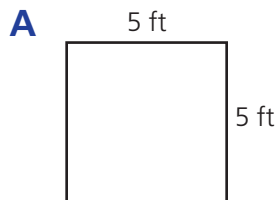
Use the measurements you wrote in Step 1.



Independent Practice

Solve the following problems.

- 1 A gardener is making a plan for a rectangular garden. The gardener has 20 feet of fencing to put around the garden. The area of the garden must be 22 square feet or more. Which of the rectangles shown below could be the gardener's plan? Mark all that apply.





Independent Practice

2 Each rectangle shown below has an area of 24 square centimeters. The width of each rectangle is shown. Write the correct length for each rectangle. Use the lengths in the box.



3 cm



4 cm



1 cm



2 cm

24 cm	9 cm	10 cm
20 cm	8 cm	11 cm
12 cm	6 cm	

3 Match each rectangle to its width. Use the widths in the box.

Rectangle A: length = 5 m, perimeter = 14 m, width = _____

Rectangle B: length = 7 m, perimeter = 16 m, width = _____

Rectangle C: length = 8 m, perimeter = 22 m, width = _____

Rectangle D: length = 6 m, perimeter = 20 m, width = _____

4 m
3 m
2 m
1 m

4 A rectangular poster is being designed with a width of 10 feet. The perimeter of the poster must be between 45 and 51 feet. Circle all of the possible measures that could be the length of the poster.

- 11 feet 12 feet 13 feet
- 14 feet 15 feet 16 feet

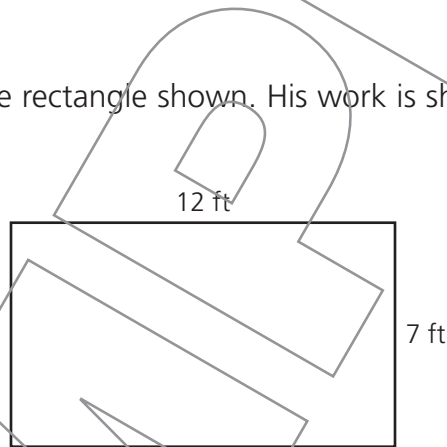


Independent Practice

- 5 Four different rectangles each have an area equal to 40 square inches. Match the correct length with each width for the rectangles.

Width	Length	Lengths
1 inch		10 inches
2 inches		8 inches
4 inches		40 inches
5 inches		20 inches

- 6 Nathan found the area of the rectangle shown. His work is shown below. Explain if Nathan is correct.



length = 12 feet
width = 7 feet
Area = $2 \times 12 + 2 \times 7 = 38$ square feet

