

Sprout and Read Set 7

Reading Recovery® Level 3
Guided Reading Level C



Set 1

My Giraffe

Leveled Reader 2


See Me at the Park CD

Sprouts booklet 3

Word and picture cards 3

Teacher's guide 4



Activity page 4





Printed Seedling Reader

My Giraffe






See Me at the Park CD

Sprouts booklet & word and picture card PDFs



See Me at the Park 

By _____

See Me _____

I see a _____








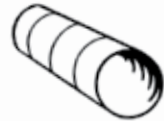

By _____

I see a _____

2

sit.	ride.	hang.	tunnel.
dig.	spin.	climb.	seesaw.
rest.	tires.	climb.	sandbox.
tree.			
ride.			
ride.			

Word Cards See Me at the Park

Picture Cards See Me at the Park





See Me at the Park CD

Teacher's guide & activity page PDFs



Sprout and Read

Teacher's Guide

Introduction

Seeding readers are created specifically with young readers in mind. Little books give children the support they need to be successful in early attempts at reading. Common threads that are found throughout little books are the predictable and manageable text, patterned language, and supportive pictures. Predictable text allows readers to anticipate words and sentences using their oral language as a support. For beginning readers, predictable oral language as a support. For beginning readers, predictable oral language as a support. For beginning readers, predictable oral language as a support.

Set 7

A Look at the Books

See Me at the Park
Children create a text about the park equipment they see and what they like to do at the park.

My Giraffe
A girl takes her pet giraffe on a romp through the city. Many common activities take on a new perspective.

What's the Connection

Park and city experiences with a focus on action words
Book Vocabulary: I, to, me, like, likes, my
Vocabulary
Sprouts Vocabulary: I, to, me, like, see, a, the

Ready, Set...Grow

Encourage the children to share park or playground experiences before beginning See Me at the Park. The picture cards will be placed on pages 2-8. On pages 4 and 6, the children will choose the equipment at the park, and then draw themselves playing at the park on any page.

Take a picture walk through My Giraffe. Emphasize the action word on each page.







Independent Reading: Children may need support with play; page 5, Mele; page 6. Guided Reading: Review the suggestions for Independent Reading. Include support for Alex; page 2.

Sprouting Ideas

Recreate My Giraffe featuring a different animal.
Make a class graph of favorite activities at the park.
Write a note inviting a friend to spend a day at the park. Name activities to do together at the park.

Activity Page

Action Word Time - Turn the cards face down. Children choose a card and dramatize the word for their partners. Partners guess the action word.

run 	clap 
throw 	dance 
jump 	climb 
hop 	swim 

Activity Page Sprout and Read—Set 7

Duplication permitted for classroom use only. © The Continental Press, Inc.

