

Sprout and Read Set 2

Reading Recovery® Level 1
Guided Reading Level A



Set 1

The Royal Family

Leveled Reader 2

The Treasure Hunt CD

Sprouts booklet 3

Word and picture cards 3

Teacher's guide 4


Activity page 4





Printed Seedling Reader

The Royal Family



The king.

The queen.






The Treasure Hunt CD

Sprouts booklet & word and picture card PDFs



The Treasure Hunt 

By _____

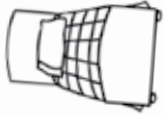

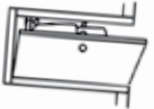



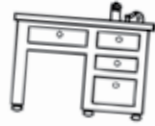
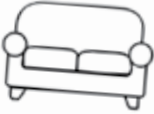

The Tre _____

2

By _____

Go to the _____

table.	box.	computer.	and the
desk.	bear.	window.	and the
chair.	door.	surprise!	present!
sofa.			
hunt!			
gift!			





The Treasure Hunt CD

Teacher's guide & activity page PDFs



Sprout and Read

Teacher's Guide

Introduction

Seeding readers are created specifically with young readers in mind. Little books give children the support they need to be successful in early attempts at reading. Common threads that are found throughout little books are:

- text, patterned language, and suggestiveness
- text allows readers to anticipate oral language as a support. For less confident readers, this is significant in helping to build skills of written text. Little books often use words as well as an appropriate illustration to help children easily recognize by children.

Sprouts is an efficient way to create text for beginning readers. Sprouts builds a word bank in context. Sprouts builds a story as children create stories using picture as a support. Sprouts ensures a successful reading activity by ensuring a successful reading activity. As readers, children will be able to read the words as they are written. Sprouts authors are able to create with Sprouts books. As they create, they can revise and edit their Sprouts story book even after taking it home, if they wish to.

Sprout and Read connects the story to similar concepts and/or a shared opportunity for repetition of the learning center activity, and extends the activity into the home.

When using Seeding books and oral language becomes an anchor. This partnership of reading, writing, and speaking provides core State Standards. In small groups of 3-5 students, read independently or together through writing.

These materials do not have to be used in a classroom. They can be used at home, just have fun reading and writing. Sprouts is a life-long reader and a life-long writer as they take the independent readers and writers.

Duplication permitted for classroom use only.

Sprout and Read

Set 2

A Look at the Books

The Treasure Hunt
Children create a text about going to different places to find the hidden surprise.

The Royal Family
The king, the queen, the prince, and the princess are having their portrait painted. The royal dog and royal cat decide to join in the fun and end up creating a hue.

What's the Connection

One-to-one correspondence
Directionality
Vocabulary

Book Vocabulary: The, to, go
Sprouts Vocabulary: The, to, go

Ready, Set... Grow

Introduce *The Treasure Hunt* by encouraging children to talk about a time when they searched for a hidden surprise or looked around the house for a missing item. The picture cards will be placed on pages 3, 5, and 7. Tell the children that they will decide what the treasure is. The children can choose a word card that illustrates "a treasure, surprise, present, or gift" on page 8.

Next, lead the children in a discussion of where a king and a queen might keep their treasure and what those treasures might be. Have the children look through the book *The Royal Family*.

Independent Reading and Guided Reading: Children may need support with royal.

Sprouting Ideas

Make a treasure map for the royal family.
Place items, such as an apple, a pencil, or a paintbrush, in a treasure box. Children describe an item to a partner.
Locate the countries of students' family origins on a map or globe.
Experiment with watercolors or food dye. Create a picture or a portrait.

Activity Page

Color Word Crown - Recognition of color words. Children use various art mediums to complete the crown as labeled.

✂ Cut on bold lines.

✂ Cut strip below. Attach to crown to fit child's head.

Activity Page Sprout and Read—Set 2

Duplication permitted for classroom use only. © The Continental Press, Inc.