

Sprout and Read Set 1

Reading Recovery® Level 1
Guided Reading Level A



Set 1

The Puppet Show

Leveled Reader 2

A Snack CD

Sprouts booklet 3

Word and picture cards 3

Teacher's guide 4

Activity page 4





Printed Seedling Reader

The Puppet Show



The scissors.



The stick.






A Snack CD

Sprouts booklet & word and picture card PDFs

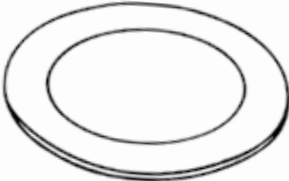


A Snack 

By _____

A _____

A plate.




1

By _____

A _____

A plate.



pickle.	snack.	Popsicle.	and a	
cookie.	smile.	cupcake.	and a	X
fruit.	drink.	sandwich.	and a	X
muffin.				X

Word Cards A Snack-S

			
			X
			X

Picture Cards A Snack-Set 1





A Snack CD

Teacher's guide & activity page PDFs



Sprout and Read

Teacher's Guide

Introduction

Seedling readers are created specifically with young readers in mind. Little books give children the support they need to be successful in early attempts at reading. Common threads that are found throughout little books are: text, patterned language, and support for oral language as a support. For less significant in helping to build skill of written text. Little books often use words as well as an appropriate easily recognized by children.

Sprouts is an efficient way to create text for beginning readers. Sprouts builds a activity ensures a successful expert writers. As readers, children will be as those of other Sprouts authors be created with Sprouts authors to revise and edit their Sprouts or book even after taking it home, if family literacy activity.

Sprout and Read connects the 5 on similar concepts and/or a share opportunities for repetition of the learning center activity, and enter curriculum and into the home.

When using Seedling Books and oral language becomes an anchor. This partnership of reading, writing the same vocabulary, provides core State Standards. In small groups of the books, read independently or knowledge through writing.

These materials do not have to setting. We hope that you, the sh at times, just have fun reading an becoming a life-long reader and a accomplishments as they take the independent readers and writers.

Duplication permitted for classroom use only.

Sprout and Read

Set 1

A Look at the Books

A Snack
One book vocabulary word (A) introduces a variety of foods that could be placed on a plate for a snack.

The Puppet Show
One book vocabulary word (The) introduces all the materials and all of the children involved in the production of a puppet show.

What's the Connection

Children organizing an activity
One-to-one correspondence
Directionality

Book Vocabulary: The
Sprouts Vocabulary: A

Ready, Set...Grow

A Snack and **The Puppet Show** may be introduced in either order. Both texts support one-to-one correspondence, directionality, and the use of pictures to support the text.

In **A Snack**, place picture cards on the plate on pages 2, 3, and 7. Inform the children that the words treat, snack, smile, drink may be used to complete the story on page 8. This story can be easily altered for children who are ready for more reading work by adding the words "and a" on several pages and then using the extra word and picture stickers. Example: "A _____ and a _____"

Introduce **The Puppet Show** by taking a picture walk and discussing the steps in making a puppet show.

Sprouting Ideas

Retell **The Puppet Show** in sequential order.
Use a variety of materials to create puppets. I.e., sock, fabric, paper bag, paper plate, stick.
Have children create snacks using paper plates, plastic foods, magazine pictures, etc.

Activity Page

Classroom Labeling Activity - High frequency word practice. Children make labels for items in the classroom by reading, tracing, or writing "A" and "The." For example: The door, A window.

The _____	A _____
The _____	The _____
A _____	_____
A _____	_____

Activity Page Sprout and Read—Set 1

Duplication permitted for classroom use only. © The Continental Press, Inc.

