

# Table of Contents

About *Math Mastery Series: Fractions* ..... 5



## Understanding Fractions

Meaning of Fractions	6
Unit Fractions	8
Non-Unit Fractions	10
Fractions of a Set	12
Fractions on a Number Line	14
Comparing Fractions with Like Denominators	16
Word Problems	18
Review	20



## Equivalent Fractions

Comparing Fractions with Unlike Denominators	22
Equivalent Fractions	24
Equivalent Fractions on the Number Line	26
Finding Equivalent Fractions in Higher Terms	28
Finding Equivalent Fractions in Lower Terms	30
Word Problems	32
Review	34



## Adding and Subtracting Fractions with Like Denominators

Adding Fractions with Like Denominators	36
More Adding Fractions with Like Denominators	38
Subtracting Fractions with Like Denominators	40
More Subtracting Fractions with Like Denominators	42
Renaming Sums and Differences in Simplest Form	44
Word Problems	46
Review	48



## Mixed Numbers and Improper Fractions

Fractions Greater than 1	50
Renaming Mixed Numbers as Improper Fractions	52
Renaming Improper Fractions as Mixed Numbers	54
Sums Equal to or Greater than 1	56
Word Problems	58
Review	60



## Adding and Subtracting Mixed Numbers with Like Denominators

Adding Mixed Numbers with Like Denominators	62
Adding Mixed Numbers, Regrouping	64
Subtracting Mixed Numbers with Like Denominators	66
Subtracting Mixed Numbers from Whole Numbers	68
Subtracting Mixed Numbers, Regrouping	70
Word Problems	72
Review	74

UNIT  
6

## **Adding and Subtracting Fractions with Unlike Denominators**

Least Common Denominator .....	<b>76</b>
Comparing Fractions with Unlike Denominators .....	<b>78</b>
Adding Fractions with Unlike Denominators .....	<b>80</b>
More Adding Fractions with Unlike Denominators .....	<b>82</b>
Subtracting Fractions with Unlike Denominators .....	<b>84</b>
More Subtracting Fractions with Unlike Denominators .....	<b>86</b>
Word Problems .....	<b>88</b>
Review .....	<b>90</b>

UNIT  
7

## **Adding and Subtracting Mixed Numbers with Unlike Denominators**

Adding Mixed Numbers with Unlike Denominators .....	<b>92</b>
Subtracting Mixed Numbers with Unlike Denominators .....	<b>94</b>
Subtracting Mixed Numbers with Unlike Denominators, Regrouping .....	<b>96</b>
Word Problems .....	<b>98</b>
Review .....	<b>100</b>

UNIT  
8

## **Multiplying Fractions**

Multiplication with Fractions .....	<b>102</b>
Multiplying Fractions .....	<b>104</b>
Multiplying Fractions: Shortcut .....	<b>106</b>
Multiplying Whole Numbers and Fractions .....	<b>108</b>
Multiplying Fractions and Mixed Numbers .....	<b>110</b>
Multiplying Mixed Numbers .....	<b>112</b>
Word Problems .....	<b>114</b>
Review .....	<b>116</b>

UNIT  
9

## **Dividing Fractions, Part 1**

Reciprocals .....	<b>118</b>
Division with Fractions .....	<b>120</b>
Dividing Whole Numbers by Fractions .....	<b>122</b>
Dividing Fractions by Whole Numbers .....	<b>124</b>
Word Problems .....	<b>126</b>
Review .....	<b>128</b>

UNIT  
10

## **Dividing Fractions, Part 2**

Dividing Fractions by Fractions .....	<b>130</b>
Dividing Fractions and Mixed Numbers .....	<b>132</b>
Dividing Whole Numbers and Mixed Numbers .....	<b>134</b>
Dividing Mixed Numbers .....	<b>136</b>
Word Problems .....	<b>138</b>
Review .....	<b>140</b>

<b>Glossary</b> .....	<b>142</b>
-----------------------	------------

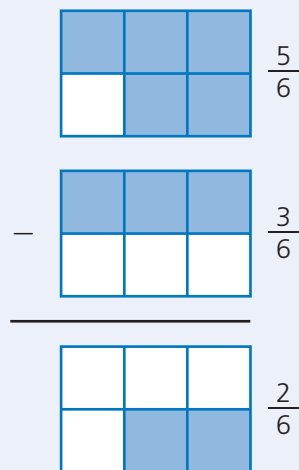
# Subtracting Fractions with Like Denominators

## 1 Here's How

To **subtract** fractions, the denominators must be the same. You can use models to subtract fractions with like denominators.

Do **not** subtract the denominators.

Look at this example.



What fractions do these figures show?

They show  $\frac{5}{6}$  and  $\frac{3}{6}$ .

The fractions have the same, or like, denominators 6.

To subtract fractions with like denominators, subtract only the numerators.

The numerators are 5 and 3. Subtract:  $5 - 3 = 2$ .

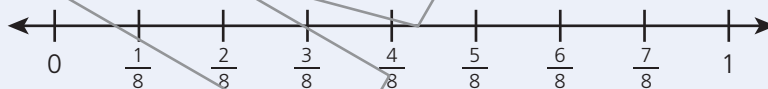
The numerator in the difference is 2.

The denominator does not change.

So the difference is  $\frac{2}{6}$  because 5 sixths  $-$  3 sixths  $=$  2 sixths.

## 2 Try It

Complete each step.



Subtract  $\frac{7}{8} - \frac{3}{8}$  on the number line.

What is the numerator of the fraction you are subtracting from? \_\_\_\_\_

Count up that many spaces on the number line. Mark the fraction and label it.

What is the numerator of the fraction you are subtracting? \_\_\_\_\_ Count down that many spaces from the first fraction on the number line. Mark the fraction and label it.


How many spaces from 0 is the difference? \_\_\_\_\_ This is the numerator.

The denominator stays the same. So, the difference is \_\_\_\_\_.

The **difference** is the result in a subtraction problem.

### 3 On Your Own

Use the models to subtract the fractions.



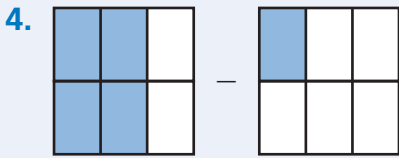
$$\frac{3}{4} - \frac{2}{4} = \frac{1}{4}$$



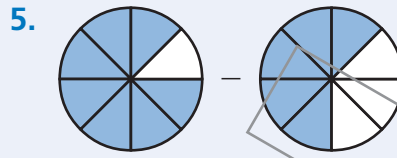
$$\frac{4}{5} - \frac{2}{5} = \underline{\hspace{2cm}}$$



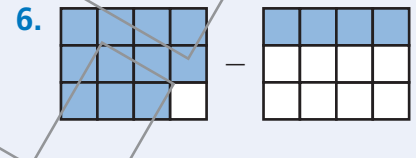
$$\frac{9}{10} - \frac{4}{10} = \underline{\hspace{2cm}}$$



$$\frac{4}{6} - \frac{1}{6} = \underline{\hspace{2cm}}$$



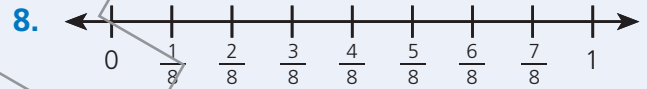
$$\frac{7}{8} - \frac{5}{8} = \underline{\hspace{2cm}}$$



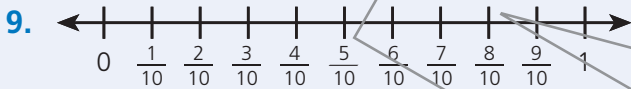
$$\frac{11}{12} - \frac{4}{12} = \underline{\hspace{2cm}}$$



$$\frac{2}{3} - \frac{1}{3} = \underline{\hspace{2cm}}$$



$$\frac{6}{8} - \frac{3}{8} = \underline{\hspace{2cm}}$$



$$\frac{8}{10} - \frac{3}{10} = \underline{\hspace{2cm}}$$



$$\frac{9}{12} - \frac{5}{12} = \underline{\hspace{2cm}}$$

### 4 Think About It

Answer the question. Write your answer below.

11. Draw a model to subtract  $\frac{9}{10} - \frac{3}{10}$ . Tell why you picked that model.