

Table of Contents

Using *Continental's Jump Start* 4

Week 1

The ABCs: Capital Letters.....	5
Order of Numbers 0–10.....	6
The ABCs: Small Letters.....	7
Sets of 1–5.....	8
Capital and Small Letters.....	9
Numbers 6–12.....	10
Sounds in Words.....	11
Numbers to 20.....	12
Comprehension: Nonfiction.....	13
Numbers to 20.....	15
Number Sequence.....	16

Week 2

Initial Sounds: S, M, T, B.....	17
Sets: Same Number.....	18
Initial Sounds: D, H, C, G.....	19
Sets: Same, More, Less.....	20
Initial Sounds: J, L, K, V.....	21
Sets: Most.....	22
Initial Sounds: F, N, P.....	23
Sets: Least.....	24
Comprehension: Fiction.....	25
Sets: Same, More, Less.....	27
Comparing Numbers.....	28

Week 3

Choosing Rhyming Pairs.....	29
Addition Stories: 2 and 3.....	30
Recognizing Rhyming Pairs.....	31
Addition Stories.....	32
Recognizing Rhyming Words.....	33
Addition Stories.....	34
Writing Rhyming Words.....	35
Addition Facts to 10.....	36
Comprehension: Nonfiction.....	37
Addition Facts to 10.....	39
Addition Word Problems.....	40

Week 4

Final Sounds: D, G, N, P.....	41
Subtraction Stories: 2 and 3.....	42
Final Sounds: B, M, T.....	43
Subtraction Stories.....	44
Final Sounds: F, L, R, S, X.....	45
Subtraction Stories.....	46
Final Sounds.....	47
Subtraction Facts.....	48
Comprehension: Nonfiction.....	49
Subtraction Facts.....	51
Subtraction Word Problems.....	52

Midpoint Review **53**

Week 5

Initial Consonant Blends	67
Longer Length	68
Final Consonant Blends	69
Shorter Length	70
Initial Consonant Digraphs	71
Taller Height	72
Final Consonant Digraphs	73
Shorter Height	74
Comprehension: Nonfiction	75
Length: Same, Longer, Shorter	77
Height: Same, Taller, Shorter	78

Week 7

Long Vowel: A	91
Circles	92
Long Vowel: I	93
Triangles	94
Long Vowel: O	95
Rectangles	96
Long Vowel: U	97
Squares	98
Comprehension: Poem	99
Patterns	101
Equal Parts	102

Week 9

Making Plurals	115
Clock Numbers	116
Writing Plurals	117
Hour and Minute Hands	118
Capitalization: I	119
Telling Time: Hour	120
Capitalization: Sentences	121
Telling Time: Hour	122
Comprehension: Nonfiction	123
Minute Hands	125
Showing Time	126

Week 6

Short Vowels: A, I	79
Heavier Weight	80
Short Vowels: O, E	81
Lighter Weight	82
Short Vowel: U	83
Capacity: More	84
Short Vowels: A, E, I, O, U	85
Capacity: Less	86
Comprehension: Fiction	87
Weight: Same, Heavier, Lighter	89
Capacity: Same, More, Less	90

Week 8

Reading Words	103
Coins and Bills	104
Reading Phrases	105
Nickels and Pennies	106
Alphabetizing	107
Comparing Values	108
Color Words	109
Matching Values	110
Comprehension: Nonfiction	111
Writing Values	113
Comparing and Matching Values	114

End-of-Book Review	127
Glossary	143
Cut-Out Math Tools	145
Certificate of Completion	147
Answer Key and Rubrics	149

CAPITALIZATION: I

Write the word I correctly to complete each sentence.


1. _____ saw an old house.

2. _____ found a window.

3. _____ looked inside.

4. _____ could not see anything.

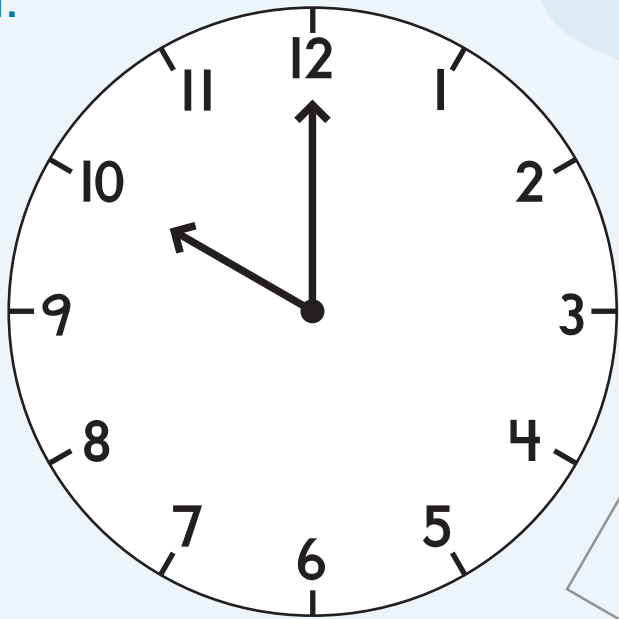
5. _____ did not go in.



TELLING TIME: HOUR

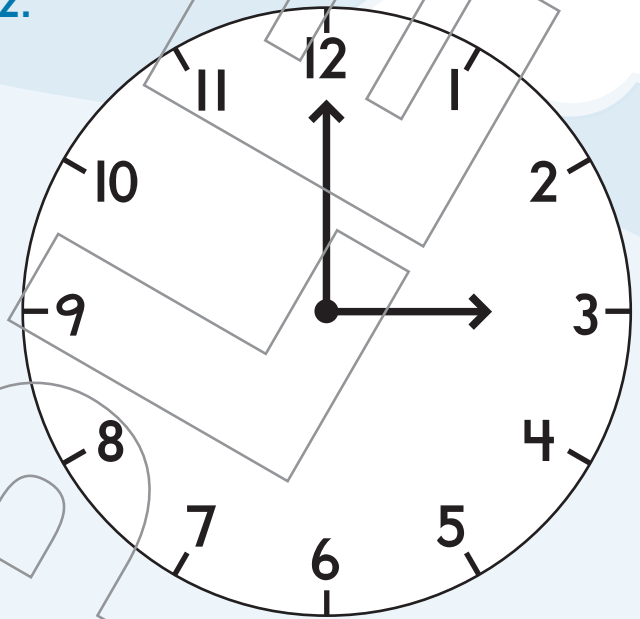
Fill in the time.

1.



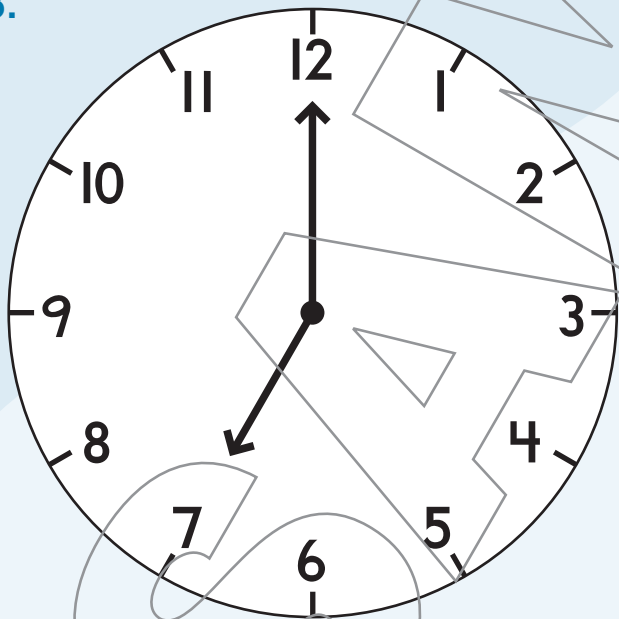
_____ o'clock

2.



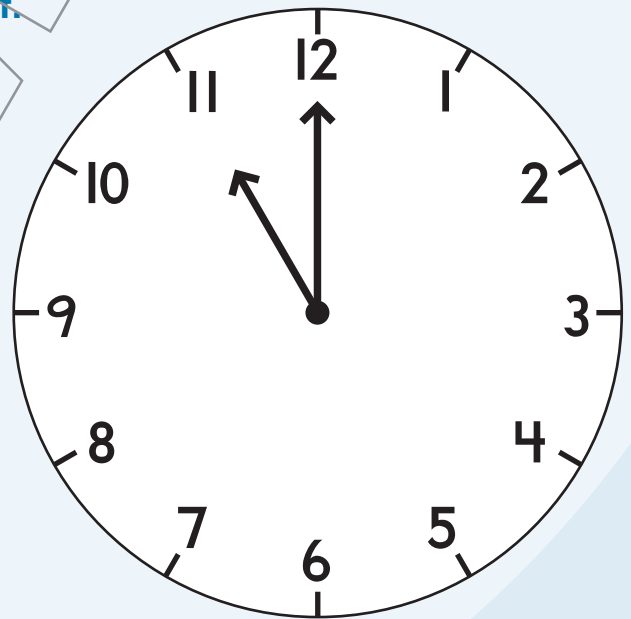
_____ o'clock

3.



_____ o'clock

4.



_____ o'clock

COMPREHENSION: NONFICTION

Listen as the passage is read aloud twice. Then answer the questions.

Kites

Do you like to fly kites? They go high in the sky. What keeps them up? Wind pushes a kite up in the sky. The kite holds the wind under it. You must hold onto the kite's string. Don't let it blow away.

Sometimes a kite moves up and down. Sometimes it moves from side to side. That is because of the wind. It is moving, too.



1. What would happen to the kite without the wind?

- A It would fall.
- B It would fly.
- C It would move.

2. Wind is _____.

- A a kite
- B the sky
- C moving air

3. This story is mostly about _____.

- A wind
- B flying kites
- C a string

4. Hold onto the kite's string so you _____.

- A can fly the kite
- B don't lose the kite
- C make the wind move


5. Write a word from the story to finish the sentence.

The _____ moves a kite.

Math End-of-Book Review

Solve the following problems.

1. Circle the longer object.



2. Circle the heavier object.

