

Table of Contents

Using <i>Continental's Jump Start</i>	4
---	---

Week 1

ABC Order	5
Order of Numbers 0–20	6
Naming Words	7
Counting by 5's and 10's	8
Plural Forms	9
Skip Counting	10
Number Words and Plural Forms	11
Addition Facts	12
Comprehension: Inference	13
Subtraction Facts	15
Problem Solving: Addition and Subtraction Facts to 10	16

Week 3

Was and Were	29
Place Value: Tens and Ones	30
Describing Words	31
More Place Value: Tens and Ones	32
Describing Words	33
Number Names to 99	34
Pronouns	35
Order of Numbers to 99	36
Comprehension: Main Idea and Details	37
Comparing Two-Digit Numbers	39
Order of Numbers to 100	40

Week 2

Doing Words	17
Adding Three Numbers	18
Is and Are	19
Sums Greater than 10	20
The ing-Form	21
Inverses: Addition and Subtraction	22
Singular and Plural with Is and Are	23
Addition and Subtraction Facts to 18	24
Comprehension: Cause and Effect	25
Problem Solving: Addition and Subtraction Facts to 18	27
Problem Solving: Adding Three Numbers	28

Week 4

Capitalization: Names and I	41
Addition and Subtraction of Tens	42
Capitalization: Titles Before Names	43
Two-Digit Addition	44
Capitalization: Days	45
Two-Digit Subtraction	46
Capitalization: Months	47
Adding Two-Digit Numbers with Regrouping	48
Comprehension: Analyzing Language	49
Subtracting Two-Digit Numbers with Regrouping	51
Problem Solving: Adding and Subtracting Two-Digit Numbers	52

Midpoint Review	53
-----------------------	----

Week 5

Sentence Parts.....	73
Place Value: Hundreds, Tens, Ones.....	74
Sentences: Fragments.....	75
Number Names.....	76
End Punctuation.....	77
More Place Value: Hundreds, Tens, Ones.....	78
Capitalization and End Punctuation.....	79
Order of Numbers.....	80
Comprehension: Compare and Contrast.....	81
Comparing Three-Digit Numbers.....	83
Place Value: Hundreds, Tens, Ones.....	84

Week 7

Opposites.....	97
Measuring Length: Inches.....	98
Synonyms.....	99
Length: Inch, Foot, and Yard.....	100
Compound Words.....	101
Measuring Length: Centimeters.....	102
Contractions.....	103
Plane Figures.....	104
Comprehension: Sequence.....	105
Solid Figures.....	107
Measurement and Plane Figures.....	108

Week 9

Did and Done.....	121
Time: Hour and Half Hour.....	122
Saw and Seen.....	123
Time: Quarter Hour.....	124
Came and Come.....	125
Telling Time.....	126
Went and Gone.....	127
Using Money.....	128
Comprehension: Analyzing Language.....	129
Using Coins and Bills.....	131
Problem Solving: Money.....	132

Week 6

Naming Self Last.....	85
Adding Three-Digit Numbers.....	86
Prepositional Phrases.....	87
Subtracting Three-Digit Numbers.....	88
Word Order.....	89
Adding Three-Digit Numbers with Regrouping.....	90
Word Order.....	91
Subtracting Three-Digit Numbers with Regrouping.....	92
Comprehension: Author's Purpose.....	93
Adding and Subtracting Three-Digit Numbers.....	95
Problem Solving: Adding and Subtracting.....	96

Week 8

Homophones.....	109
Fractions: Parts of a Whole.....	110
Two, To, Too.....	111
Fractions: Parts of a Whole.....	112
Isn't and Aren't.....	113
Fractions: Part of a Set.....	114
Wasn't and Weren't.....	115
Fractions: Parts of a Set.....	116
Comprehension: Literary Elements.....	117
More Fractions.....	119
More Fractions.....	120

End-of-Book Review.....	133
Glossary.....	151
Cut-Out Math Tools.....	153
Certificate of Completion.....	155
Answer Key and Rubric.....	157


NUMBER WORDS AND PLURAL FORMS

Circle the correct number word.

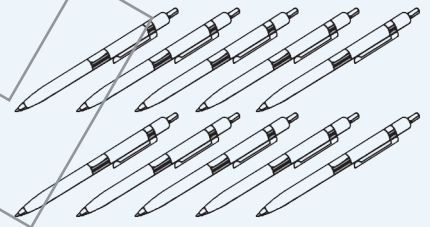
Choose a word from the box to name each picture.

Write the word plus s below the picture.

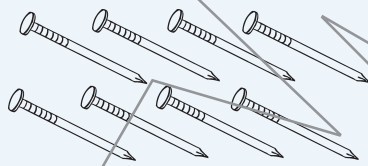
drum ring nail flag cake pen




1. nine
four



2. six
ten



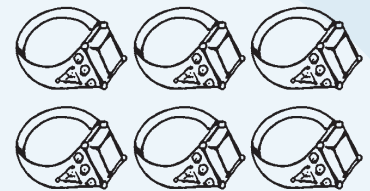
3. three
eight



4. seven
five



5. two
ten



6. four
six

ADDITION FACTS

Circle the two numbers whose sum is—

1. 9 6 4
3 2

2. 3 0 1
4 3

3. 10 4 6
9 2

4. 7 1 8
2 5

5. 9 6 4
7 2

6. 8 3 4
6 5

7. 10 5 4
4 5

8. 6 3 5
2 4

9. 8 3 7
6 1

10. 7 2 0
6 7

11. 6 4 1
3 3

12. 9 2 8
1 6

13. 10 5 2
8 4

14. 5 4 3
1 3

15. 9 5 7
3 4

16. 7 4 3
6 2

17. 8 6 4
4 5

18. 8 3 6
4 2

19. 4 2 3
5 2

20. 10 3 8
1 7



COMPREHENSION: ANALYZING LANGUAGE

Read the poem. Then answer the questions.

Moon Dance

by John R. Solis

- 1 Some nights the moon is an orange balloon,
- 2 Some nights it's flat like a mango.¹
- 3 But when it's as thin as a yellow wax bean,
- 4 that's when Tanya dances the tango.
- 5 She tugs on her hat and hugs her cat
- 6 and holds her chin out proudly,
- 7 and they glide and slide through the living room
- 8 and up and down the hallway.
- 9 They nibble pink candy by candlelight
- 10 and dine on ice-cream sodas,
- 11 and play the radio loud all night,
- 12 and fall asleep on the sofa.



¹mango: a yellow fruit that is sweet and juicy. It has a smooth skin and a flat shape.

- I. What does the poet compare the moon to?
 - A a balloon, a mango, a wax bean
 - B a balloon, an ice-cream soda, a candle
 - C a mango, a radio, a hat
 - D candy, a candle, a bean

2. Which word rhymes with “mango”?

- A balloon
- B bean
- C tango
- D cat

3. Which line has rhyming words?

- A “They nibble pink candy by candlelight”
- B “and they glide and slide through the living room”
- C “Some nights it’s flat like a mango.”
- D “and play the radio loud all night,”

4. Which words start with the same sound in these lines?

“They nibble pink candy by candlelight
and dine on ice-cream sodas,”

- A they, by, dine
- B nibble, candy, on
- C candy, candlelight, cream
- D pink, ice, sodas

5. Answer the following question on a separate piece of paper.

Why does the poet compare the moon to fruit and vegetables?

Math Midpoint Review

Solve the following problems.

1. This table shows the number of stamps Tim and his friends collected.

STAMPS COLLECTED

Friend	Number of Stamps
Tim	26
Evelyn	17
Luke	28

Which list shows the number of stamps in order from least to greatest?

- A 28, 26, 17
 - B 26, 17, 28
 - C 17, 28, 26
 - D 17, 26, 28
2. Omar needs 45 points to move up a level in a video game. So far he has earned 17 points.
- How many more points does Omar need to move up a level?
- A 28
 - B 32
 - C 52
 - D 62