

# Table of Contents

About <i>Finish Line New York ELLs, Second Edition</i> .....	4
--	---

<b>UNIT 1</b>	<b>Speaking</b>	<b>5</b>
<b>LESSON 1</b>	Rooms in the School .....	6
<b>LESSON 2</b>	Our Five Senses .....	10
<b>LESSON 3</b>	American Indians .....	14
<b>LESSON 4</b>	Citizenship .....	18
<b>LESSON 5</b>	Patterns .....	22
<b>LESSON 6</b>	Communities .....	26
<b>UNIT 2</b>	<b>Listening</b>	<b>30</b>
<b>LESSON 7</b>	Word Recognition .....	31
<b>LESSON 8</b>	Story Comprehension 1 .....	36
<b>LESSON 9</b>	Story Comprehension 2 .....	41
<b>LESSON 10</b>	Story Comprehension 3 .....	47
<b>UNIT 3</b>	<b>Reading</b>	<b>58</b>
<b>LESSON 11</b>	Sound-Word Match .....	60
<b>LESSON 12</b>	Alphabet Recognition .....	64
<b>LESSON 13</b>	Word Reading 1 .....	69
<b>LESSON 14</b>	Letter-Sound Recognition .....	75
<b>LESSON 15</b>	Sentence Reading 1 .....	80
<b>LESSON 16</b>	Word Reading 2 .....	90
<b>LESSON 17</b>	Sentence Reading 2 .....	94
<b>UNIT 4</b>	<b>Writing</b>	<b>99</b>
<b>LESSON 18</b>	Letter Writing .....	101
<b>LESSON 19</b>	Word Writing A .....	105
<b>LESSON 20</b>	Word Writing B .....	113
<b>LESSON 21</b>	Sentence Writing .....	118
<b>LESSON 22</b>	Write A Story .....	128

# Citizenship



SPEAKING

## Directions

Look at the pictures. Listen to the question about the pictures. Then answer the question.

Vijay likes to help others. Yesterday, Vijay helped his teacher, Ms. Lopez. Today, Vijay helped his friend Marcus.




1. What does Vijay do to help?



## Directions

Look at the pictures. Listen to the question about the pictures. Then answer the question.

Mr. Hill asks the class to line up at the door. Noah is the last one out of his seat. He does not like to be the last one in the line, though. These pictures show what Noah could do.



2. Which picture shows the best choice for Noah? Tell me about what Noah is doing in that picture.

## Directions

Listen to some short stories. After each story, you will answer one question about that story. Fill in the correct circle.

5. What is Zoe doing?



(A)




(B)




(C)


6. What is the cat doing?



(A)



(B)



(C)

# Story Comprehension 2



LISTENING

## Directions

Listen to a short story and two questions. Fill in the circle to answer each question.


1. What did the friends do first?



A



B



C

2. Which word helps tell what tastes means?

eats

A

some

B

good

C



# Story Comprehension 3



LISTENING

## Directions

Listen to a story. Listen to the questions.  
Then fill in the correct circle.



Do not turn the page until you are told to do so.



1. What does the dog want to do with the bone?



(A)

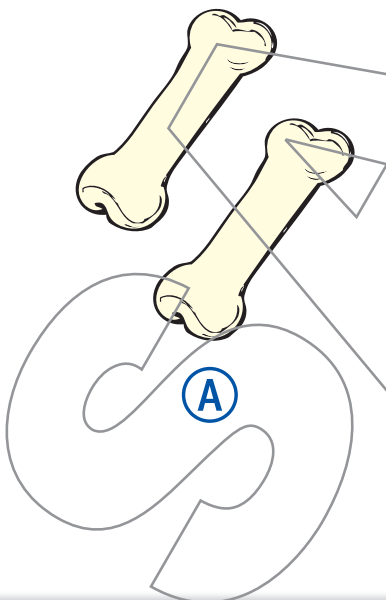


(B)



(C)

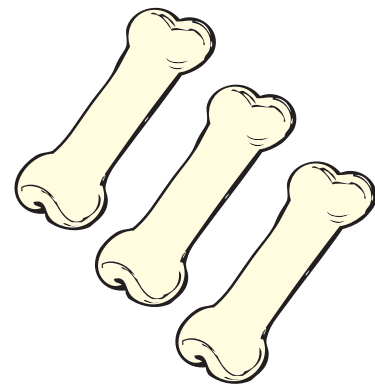
2. How many bones does the dog think there are?



(A)



(B)



(C)

# 11 Sound-Word Match

READING



## Directions

Listen to the sound. Fill in the circle for the letter that makes the sound.

4.

**n**

(A)

**o**

(B)

**e**

(C)

5.

**p**

(A)

**t**

(B)

**q**

(C)

6.

**m**

(A)

**j**

(B)

**g**

(C)



## Word Reading 1



READING

## Directions

Look at the picture. Listen to the word.  
Fill in the correct circle.

1.




Ⓐ bad

Ⓑ dad

Ⓒ sad

2.



Ⓐ net

Ⓑ pet


Ⓒ vet




## Directions

Read the sentence. Fill in the circle for the picture that goes with the sentence.


3. Two birds fly.



(A)



(B)



(C)

4. The girls jump.



(A)



(B)




(C)



## Directions

Look at the picture. Listen to the word.  
Write the word on the line.

7.




---

---

---

8.




---

---


---



### Directions

Listen to the story. Then draw and write about the story.

## A Fun Summer Day

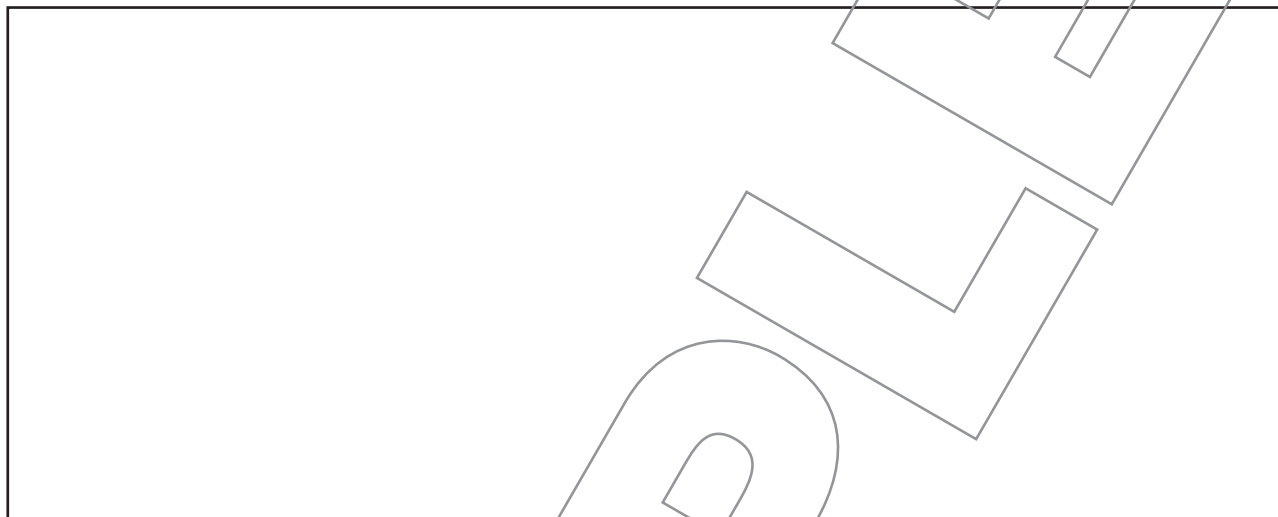


## 22 Write A Story

WRITING



Draw here.



Write here.

