TABLE OF CONTENTS

Introduction 3

Format of Books 4

Suggestions for Use 8

Annotated Answer Key and Extension Activities 9

ISBN 978-0-8454-7924-7

Copyright © 2015 The Continental Press, Inc.

Excepting the designated reproducible blackline masters, no part of this publication may be reproduced in any form or by any means, electronic, mechanical, photocopying, recording, or otherwise, without the prior written permission of the publisher. All rights reserved. Printed in the United States of America.

14 More Text Features: Indexes, Glossaries, Electronic Menus

PAGES 140 AND 141

Common Core Learning Standard

RI.2.5 Know and use various text features (e.g., captions, bold print, subheadings, glossaries, indexes, electronic menus, icons) to locate key facts or information in a text efficiently.

THEME: Those Lucky Animals

PART 1 Introduction

Read, or have students read, the instructional text. Work through the examples as a class. Discuss the organization of a website and the features found on the home page. Students should understand icons as pictures that serve as headings and menus as lists of topics. Guide students to recognize words in bold or a different color as links to definitions and to see this as a kind of glossary. Relate these website features to similar text features in books.

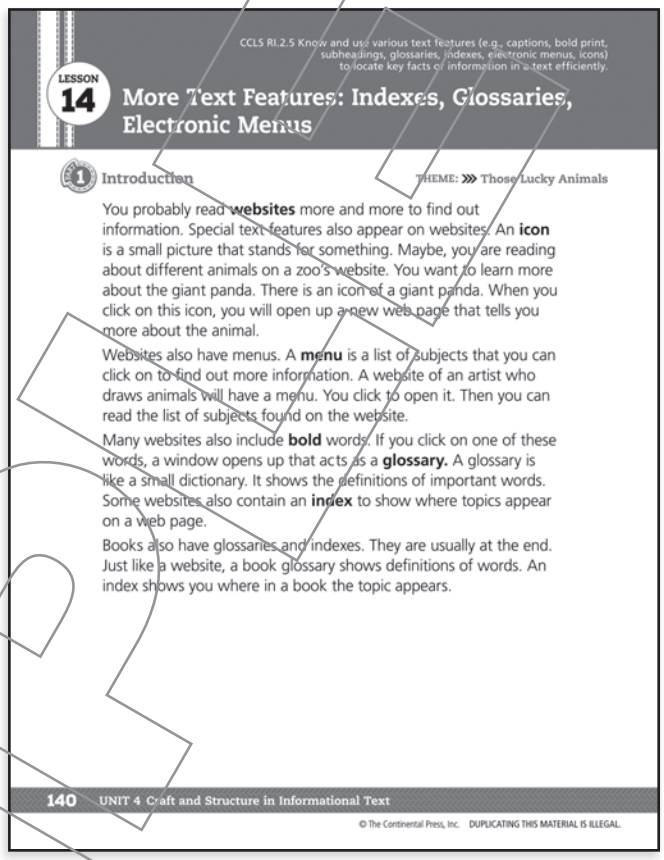

CCLS RI.2.5 Know and use various text features (e.g., captions, bold print, subheadings, glossaries, indexes, electronic menus, icons) to locate key facts or information in a text efficiently.

LESSON 14 More Text Features: Indexes, Glossaries, Electronic Menus

1 Introduction THEME: Those Lucky Animals

You probably read **websites** more and more to find out information. Special text features also appear on websites. An **icon** is a small picture that stands for something. Maybe, you are reading about different animals on a zoo's website. You want to learn more about the giant panda. There is an icon of a giant panda. When you click on this icon, you will open up a new web page that tells you more about the animal.

Websites also have menus. A **menu** is a list of subjects that you can click on to find out more information. A website of an artist who draws animals will have a menu. You click to open it. Then you can read the list of subjects found on the website.

Many websites also include **bold** words. If you click on one of these words, a window opens up that acts as a **glossary.** A glossary is like a small dictionary. It shows the definitions of important words. Some websites also contain an **index** to show where topics appear on a web page.

Books also have glossaries and indexes. They are usually at the end. Just like a website, a book glossary shows definitions of words. An index shows you where in a book the topic appears.

140 UNIT 4 Craft and Structure in Informational Text

© The Continental Press, Inc. DUPLICATING THIS MATERIAL IS ILLEGAL.

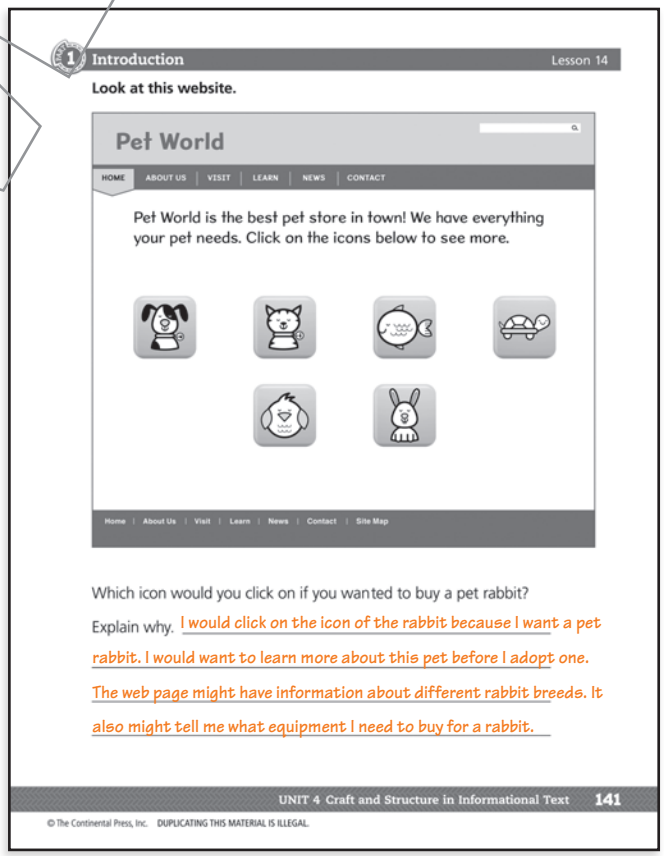

1 Introduction Lesson 14

Look at this website.

Pet World

HOME | ABOUT US | VISIT | LEARN | NEWS | CONTACT

Pet World is the best pet store in town! We have everything your pet needs. Click on the icons below to see more.

Home | About Us | Visit | Learn | News | Contact | Site Map

Which icon would you click on if you wanted to buy a pet rabbit?

Explain why. I would click on the icon of the rabbit because I want a pet rabbit. I would want to learn more about this pet before I adopt one. The web page might have information about different rabbit breeds. It also might tell me what equipment I need to buy for a rabbit.

UNIT 4 Craft and Structure in Informational Text 141

© The Continental Press, Inc. DUPLICATING THIS MATERIAL IS ILLEGAL.

SAMPLE

© The Continental Press, Inc. DUPLICATING THIS MATERIAL IS ILLEGAL.

Focused Instruction Lesson 14

Read the first part of the web page. Then answer the question.

Doggone Good Dog Training

HOME | PUPPY TRAINING | OBEDIENCE TRAINING | LEASH TRAINING | CRATE TRAINING

1 A good dog makes everyone happy. Give your dog the best training. Doggone Good Dog Training can make you and your dog feel relaxed around family and friends.

Think About It

What information can you learn by clicking on the menu buttons? Think about what key information you could learn about Doggone Good Dog Training by clicking on each of the five menu buttons.

Explain what you might learn by clicking on the "Puppy Training" icon. I might learn about how to train a puppy, such as teaching him to come when called. I also might learn how to housebreak a puppy and stop him from chewing up stuff.

142 UNIT 4 Craft and Structure in Informational Text

© The Continental Press, Inc. DUPLICATING THIS MATERIAL IS ILLEGAL.

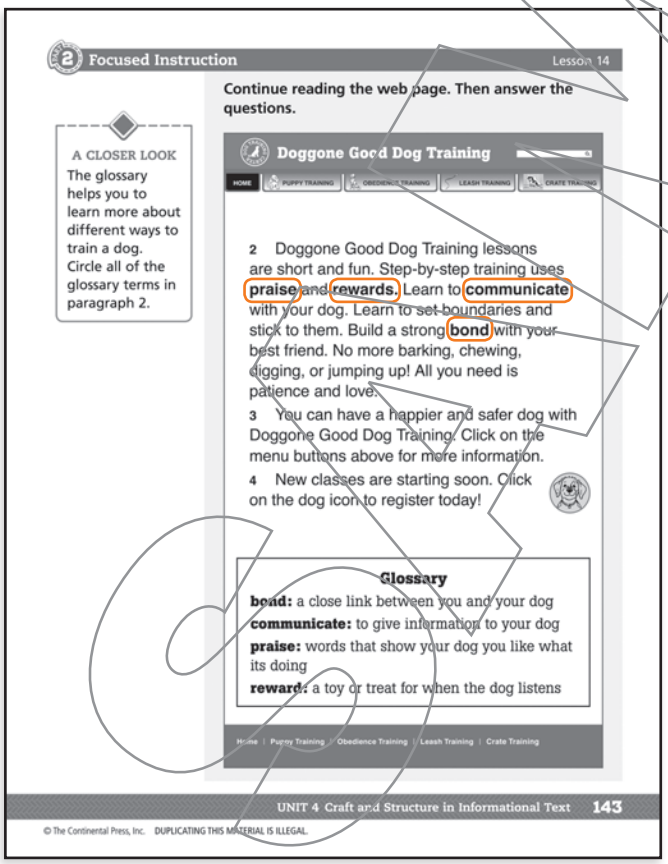

Focused Instruction Lesson 14

Continue reading the web page. Then answer the questions.

A CLOSER LOOK
The glossary helps you to learn more about different ways to train a dog. Circle all of the glossary terms in paragraph 2.

Doggone Good Dog Training

HOME | PUPPY TRAINING | OBEDIENCE TRAINING | LEASH TRAINING | CRATE TRAINING

2 Doggone Good Dog Training lessons are short and fun. Step-by-step training uses **praise** and **rewards**. Learn to **communicate** with your dog. Learn to set boundaries and stick to them. Build a strong **bond** with your best friend. No more barking, chewing, digging, or jumping up! All you need is patience and love.

3 You can have a happier and safer dog with Doggone Good Dog Training. Click on the menu buttons above for more information.

4 New classes are starting soon. Click on the dog icon to register today!

Glossary

bond: a close link between you and your dog
communicate: to give information to your dog
praise: words that show your dog you like what its doing
reward: a toy or treat for when the dog listens

Home | Puppy Training | Obedience Training | Leash Training | Crate Training

UNIT 4 Craft and Structure in Informational Text 143

© The Continental Press, Inc. DUPLICATING THIS MATERIAL IS ILLEGAL.

Focused Instruction

Title: Doggone Good Dog Training
Genre: Nonfiction: Website
Lexile® Measure: 880L

Guide students as they work together as a class, in pairs or groups, or individually. Offer assistance to students as needed.

A Closer Look

Use A Closer Look to have students increase their understanding of the text. Remind students to use the hint box to help them answer the question.

Vocabulary

To help with comprehension, review these vocabulary words with students before they read the passage. Write the words on the board and keep them displayed so students can refer to them when they read independently.

boundaries, patience, register

SAMPLE

Discuss It

For this discussion activity, you can choose to have students discuss in pairs, in groups, or as a class.

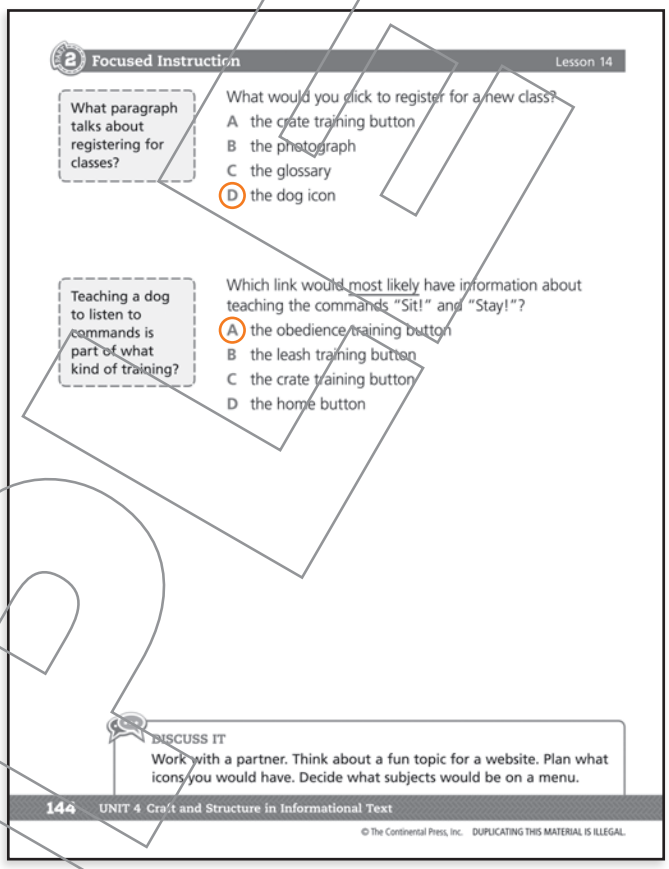

2 Focused Instruction — Lesson 14

What paragraph talks about registering for classes?

What would you click to register for a new class?
A the crate training button
B the photograph
C the glossary
D the dog icon

Teaching a dog to listen to commands is part of what kind of training?

Which link would most likely have information about teaching the commands "Sit!" and "Stay!"?
A the obedience training button
B the leash training button
C the crate training button
D the home button

DISCUSS IT
Work with a partner. Think about a fun topic for a website. Plan what icons you would have. Decide what subjects would be on a menu.

144 UNIT 4 Craft and Structure in Informational Text

© The Continental Press, Inc. DUPLICATING THIS MATERIAL IS ILLEGAL.

Speaking/Listening Activity

Ask a dog trainer to visit the classroom to tell students about how dogs are trained and, if possible, to demonstrate. Encourage students to ask questions of the trainer.

Guided Practice

Title: How to Care for Your New Guinea Pig

Genre: Nonfiction: Informational Text

Lexile® Measure: 590L

Students should complete the Guided Practice section on their own. Offer assistance as needed, pointing out the A Closer Look and Hint call-out boxes along the left side of the page.

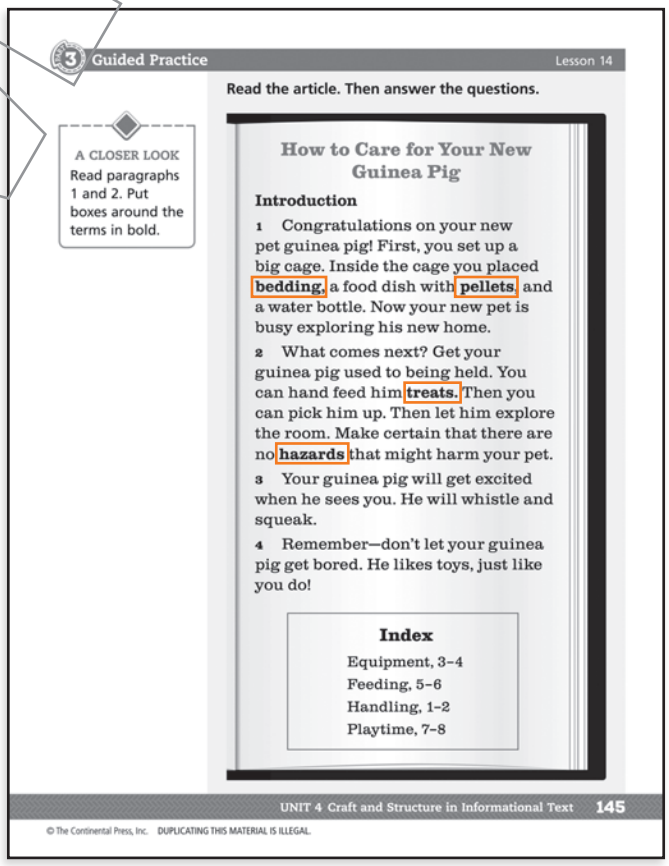

3 Guided Practice — Lesson 14

Read the article. Then answer the questions.

A CLOSER LOOK
Read paragraphs 1 and 2. Put boxes around the terms in bold.

How to Care for Your New Guinea Pig

Introduction

1 Congratulations on your new pet guinea pig! First, you set up a big cage. Inside the cage you placed **bedding**, a food dish with **pellets**, and a water bottle. Now your new pet is busy exploring his new home.

2 What comes next? Get your guinea pig used to being held. You can hand feed him **treats**. Then you can pick him up. Then let him explore the room. Make certain that there are no **hazards** that might harm your pet.

3 Your guinea pig will get excited when he sees you. He will whistle and squeak.

4 Remember—don't let your guinea pig get bored. He likes toys, just like you do!

Index

Equipment, 3–4
Feeding, 5–6
Handling, 1–2
Playtime, 7–8

UNIT 4 Craft and Structure in Informational Text 145

© The Continental Press, Inc. DUPLICATING THIS MATERIAL IS ILLEGAL.

Vocabulary

bored, congratulations, harm

SAMPLE

© The Continental Press, Inc. DUPLICATING THIS MATERIAL IS ILLEGAL.

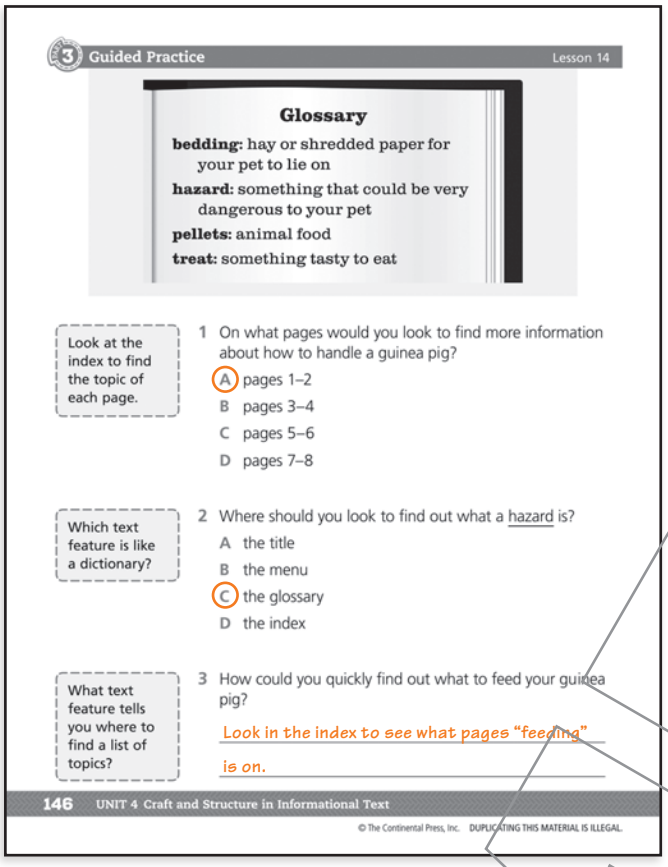

3 Guided Practice — Lesson 14

Glossary

bedding: hay or shredded paper for your pet to lie on

hazard: something that could be very dangerous to your pet

pellets: animal food

treat: something tasty to eat

Look at the index to find the topic of each page.

1 On what pages would you look to find more information about how to handle a guinea pig?

(A) pages 1–2
B pages 3–4
C pages 5–6
D pages 7–8

Which text feature is like a dictionary?

2 Where should you look to find out what a hazard is?

A the title
B the menu
(C) the glossary
D the index

What text feature tells you where to find a list of topics?

3 How could you quickly find out what to feed your guinea pig?

Look in the index to see what pages "feeding" is on.

146 UNIT 4 Craft and Structure in Informational Text

© The Continental Press, Inc. DUPLICATING THIS MATERIAL IS ILLEGAL.

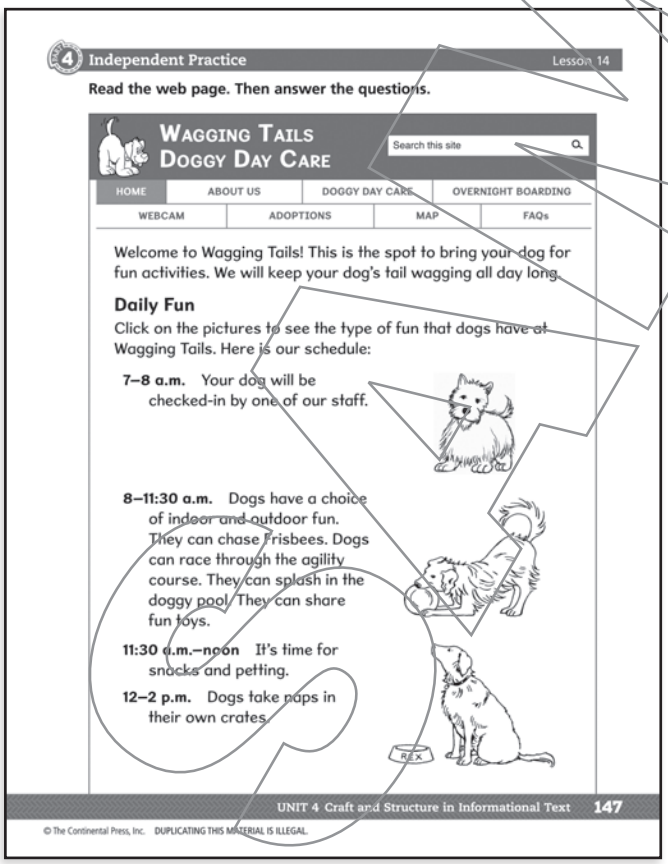

4 Independent Practice — Lesson 14

Read the web page. Then answer the questions.

WAGGING TAILS DOGGY DAY CARE

Search this site

HOME | ABOUT US | DOGGY DAY CARE | OVERNIGHT BOARDING | WEBCAM | ADOPTIONS | MAP | FAQs

Welcome to Wagging Tails! This is the spot to bring your dog for fun activities. We will keep your dog's tail wagging all day long.

Daily Fun

Click on the pictures to see the type of fun that dogs have at Wagging Tails. Here is our schedule:

7–8 a.m. Your dog will be checked-in by one of our staff.

8–11:30 a.m. Dogs have a choice of indoor and outdoor fun. They can chase Frisbees. Dogs can race through the agility course. They can splash in the doggy pool. They can share fun toys.

11:30 a.m.–noon It's time for snacks and petting.

12–2 p.m. Dogs take naps in their own crates.

REX

UNIT 4 Craft and Structure in Informational Text 147

© The Continental Press, Inc. DUPLICATING THIS MATERIAL IS ILLEGAL.

Media/Research Activity

Have students use the Internet and library resources to find out how to care for various small furry pets. Give each group one pet to research, such as guinea pigs, hamsters, chinchillas, mice, gerbils, and rats. Have students share their findings with the class.

ELL Support

Provide students with a variety of pet-care books that contain indexes. Ask them questions about pet care and have the students search through the index to find information related to the topic. Have them report the index listing under which this information was found.

PART 4 Independent Practice

Title: Wagging Tails Doggy Day Care

Genre: Nonfiction: Website

Lexile® Measure: 790L

Have students complete the Independent Practice on their own. Students can complete it at home, or during class.

Vocabulary

agility, boarding, booked, checked-in, staff, webcam

SAMPLE

Independent Practice Answer Analysis

1 Choice B is correct because "Adoptions" is shown as a menu button. Choice A is incorrect because "Wagging Tails Doggy Day Care" is the name of the business and the page, not a menu item. Choice C is incorrect because "Daily Fun" is the title of a section, not a menu item. Choice D is incorrect because the photos are icons to click on, not a menu item.

2 Answers should note that a reader might click on a photograph to see what kinds of activities the dogs at the day care engage in during the day.

3 Answer C is correct because a webcam is a video camera that records and broadcasts pictures live. Choices A, B, and D are incorrect because there is no clue that these pages offer live videos of dogs.

4 **PART A** Choice C is correct because there are 5 photos that are icons for people to click on. Choices A, B, and D are incorrect.

PART B Answers should include the information that the icons show the reader where to click to learn more about the fun activities the dogs do during the day.

Writing Activity

Have students write and design a home page for the website of an animal caretaking service they would like to have. Remind students to include menu buttons and icons to take the reader to other parts of the website.

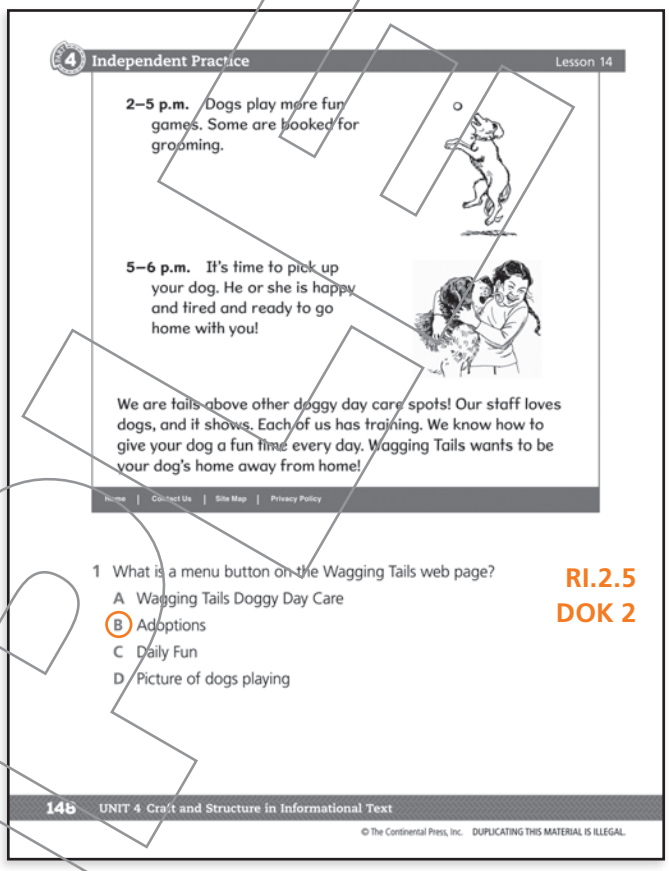

4 Independent Practice — Lesson 14

2–5 p.m. Dogs play more fun games. Some are booked for grooming.

5–6 p.m. It's time to pick up your dog. He or she is happy and tired and ready to go home with you!

We are tails above other doggy day care spots! Our staff loves dogs, and it shows. Each of us has training. We know how to give your dog a fun time every day. Wagging Tails wants to be your dog's home away from home!

Home | Contact Us | Site Map | Privacy Policy

1 What is a menu button on the Wagging Tails web page? RI.2.5 DOK 2

A Wagging Tails Doggy Day Care
B Adoptions
C Daily Fun
D Picture of dogs playing

148 UNIT 4 Craft and Structure in Informational Text

© The Continental Press, Inc. DUPLICATING THIS MATERIAL IS ILLEGAL.

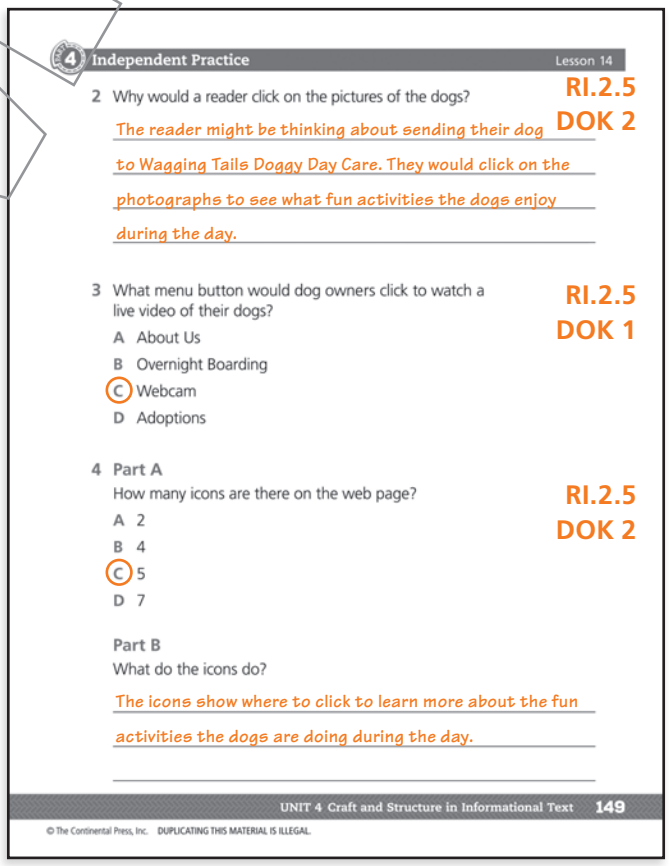

4 Independent Practice — Lesson 14

2 Why would a reader click on the pictures of the dogs? RI.2.5 DOK 2

The reader might be thinking about sending their dog to Wagging Tails Doggy Day Care. They would click on the photographs to see what fun activities the dogs enjoy during the day.

3 What menu button would dog owners click to watch a live video of their dogs? RI.2.5 DOK 1

A About Us
B Overnight Boarding
C Webcam
D Adoptions

4 Part A
How many icons are there on the web page? RI.2.5 DOK 2

A 2
B 4
C 5
D 7

Part B
What do the icons do?

The icons show where to click to learn more about the fun activities the dogs are doing during the day.

UNIT 4 Craft and Structure in Informational Text 149

© The Continental Press, Inc. DUPLICATING THIS MATERIAL IS ILLEGAL.

SAMPLE

© The Continental Press, Inc. DUPLICATING THIS MATERIAL IS ILLEGAL.