

Table of Contents

About <i>Finish Line for ELLs 2.0: English Proficiency Practice</i>	7
---	---

Unit 1 LISTENING 9

Model Lesson	At the Pet Store	10
	ACADEMIC SCIENCE	
Lesson 1	Personal Information	13
	CONVERSATIONAL LANGUAGE	
Lesson 2	Fable—Story Elements	16
	ACADEMIC LANGUAGE ARTS	
Lesson 3	Historical Figures	20
	ACADEMIC SOCIAL STUDIES	
Lesson 4	States of Matter	23
	ACADEMIC SCIENCE	
Lesson 5	Patterns	27
	ACADEMIC MATHEMATICS	
Lesson 6	Indoor Activities	31
	CONVERSATIONAL LANGUAGE	
Lesson 7	Main Idea and Details	34
	ACADEMIC LANGUAGE ARTS	
Lesson 8	National Symbols	37
	ACADEMIC SOCIAL STUDIES	
Lesson 9	Living Systems	41
	ACADEMIC SCIENCE	
Lesson 10	Angles and Lines	44
	ACADEMIC MATHEMATICS	

Unit 2 READING**48**

Model Lesson	Caring for Pets	49
	ACADEMIC SCIENCE	
Lesson 11	Rules and Procedures	53
	CONVERSATIONAL LANGUAGE	
Lesson 12	Realistic Fiction—Sequence	57
	ACADEMIC LANGUAGE ARTS	
Lesson 13	Time	61
	ACADEMIC MATHEMATICS	
Lesson 14	Energy—Batteries	65
	ACADEMIC SCIENCE	
Lesson 15	America’s Story	69
	ACADEMIC SOCIAL STUDIES	
Lesson 16	Special Events	73
	CONVERSATIONAL LANGUAGE	
Lesson 17	Poetry	77
	ACADEMIC LANGUAGE ARTS	
Lesson 18	Money	81
	ACADEMIC MATHEMATICS	
Lesson 19	Energy—Heat	85
	ACADEMIC SCIENCE	
Lesson 20	Time Zones	89
	ACADEMIC SOCIAL STUDIES	

Unit 3 WRITING

93

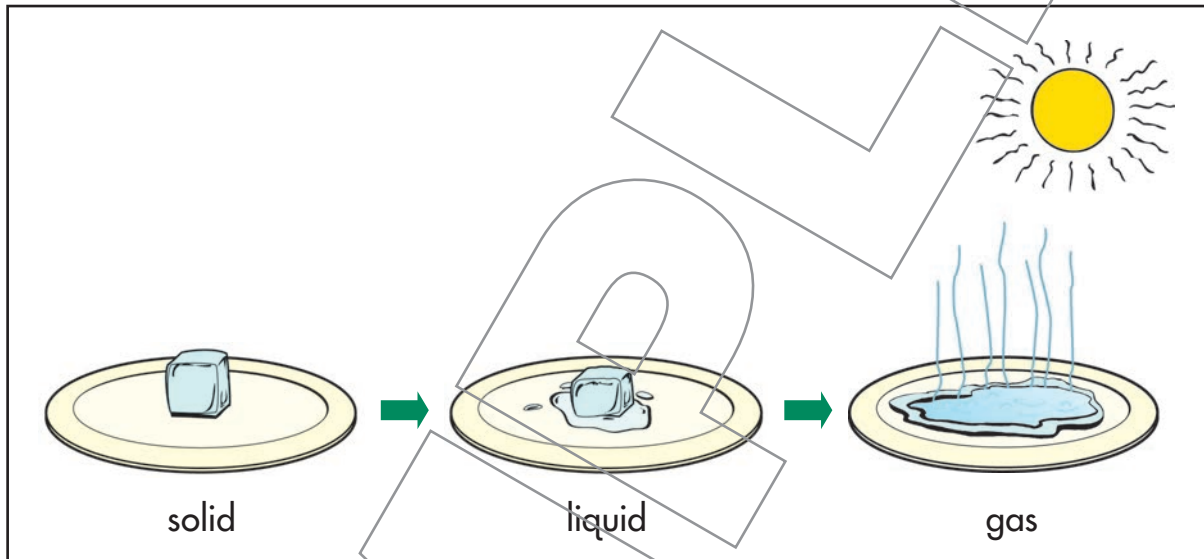
Model Lesson	Short Task: The Needs of Living Things	94
	ACADEMIC SCIENCE	
Model Lesson	Extended Task: The Needs of Living Things	96
	ACADEMIC SCIENCE	
Lesson 21	Directions	100
	CONVERSATIONAL LANGUAGE	
Lesson 22	Body Systems	102
	ACADEMIC SCIENCE	
Lesson 23	Basic Economics	104
	ACADEMIC LANGUAGE ARTS AND SOCIAL STUDIES	
Lesson 24	Area	108
	ACADEMIC MATHEMATICS	
Lesson 25	Relationships	110
	CONVERSATIONAL LANGUAGE AND ACADEMIC LANGUAGE ARTS	
Lesson 26	United States Government	112
	ACADEMIC SOCIAL STUDIES	
Lesson 27	States of Matter	116
	ACADEMIC SCIENCE	
Lesson 28	Percent	118
	ACADEMIC MATHEMATICS	
Lesson 29	Colonial Life	120
	ACADEMIC LANGUAGE ARTS AND SOCIAL STUDIES	

Unit 4 SPEAKING**124**

Model Lesson	Animals in Our Neighborhood	125
	ACADEMIC SCIENCE	
Lesson 30	Working Together	131
	CONVERSATIONAL LANGUAGE	
Lesson 31	Food and Nutrition	137
	ACADEMIC MATHEMATICS AND SCIENCE	
Lesson 32	Historical Leaders	143
	ACADEMIC LANGUAGE ARTS AND SOCIAL STUDIES	
Lesson 33	Health and Safety	149
	CONVERSATIONAL LANGUAGE	
Lesson 34	Weather Patterns	155
	ACADEMIC MATHEMATICS AND SCIENCE	
Lesson 35	Communities and Regions	161
	ACADEMIC LANGUAGE ARTS AND SOCIAL STUDIES	



3.



- (A) The water changed into a gas and went up in the air.
- (B) The water changed back into solid ice.
- (C) The water changed to snow.






1.



(A)



(B)



(C)




2.


(A) 2

(B) 3

(C) 4




The plane has landed in Florida. The Sato family gets their suitcases and rents a car. They drive to their hotel. The family gets to the hotel at 7:45 P.M.



1. Which clock shows 7:45?



(A)



(B)



(C)



Being Friends

Julia and Nora have been best friends for a long time. One day, someone told Julia that Nora had said something bad about her. Julia is upset. She is not sure what to do. She values her friendship with Nora. She wants to resolve the problem.



25 Relationships




Write 5 to 7 sentences describing how Julia can resolve this problem. What is the best thing she can do? How will this help?

A series of horizontal lines for writing, with a large, faint watermark reading "SAMPLE" diagonally across the page.






Staying Safe at School



Schools are places where you learn and grow. They are also places where you should feel safe. Here are some tips to stay safe when you are outside at school. Be smart when playing on playground equipment. Do not push others. Do not run in front of the swings or the sliding board. You also need to be safe when you are coming and going to school. When you are around buses and cars, always watch carefully for traffic. It is usually easier for you to see what the buses and cars are doing than for the drivers to see you. Look both ways before walking across parking lots and driveways. Always listen to crossing guards. If you see anyone who does not belong at your school, tell an adult right away.





Mia, how can you stay safe when playing on the playground?



...



Now it is your turn. How can you stay safe when you are coming to school?

