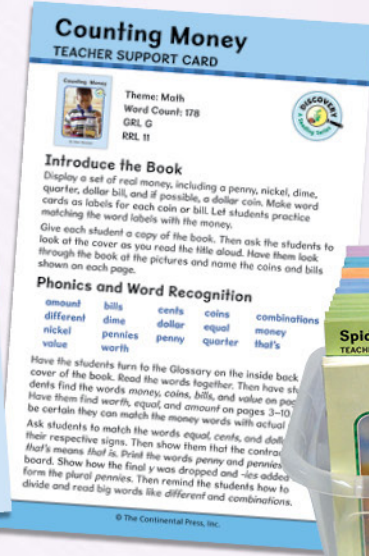





# Discovery Series

Grades K-2



## Contents

- Overview ..... 2
- Readers ..... 5
- Teacher Support Cards ..... 6
- Pricing ..... 7



**Continental**  
inspire every learner


# What does this series do?


The *Discovery Series* provides practice in reading informational text as required by today's standards and the Common Core. A total of 24 themed nonfiction readers and teacher support cards help young learners build their skills and gain confidence.

Reading Recovery® Levels 10–18\*  
Guided Reading Levels F–K



**Here Comes the Rain!**  
TEACHER SUPPORT CARD

 Theme: Weather  
Word Count: 195  
GRL I  
RRL 16



**Introduce the Book**  
Ask the students how they think rain is made. Let them talk about what they like and dislike about rain. Talk about how the water that comes from rain helps plants, animals, and people. Show the cover of the book and read the title aloud. Give students a book and have them look at the photographs. Ask them to predict what they will learn about rain in this book.

**Phonics and Word Recognition**

cooler	crops	faucet	flood	flows
form	grow	problems	rainbow	raindrops
rainstorm	rainwater	rivers	shower	soaks
thicker	tiny	turning		

Read the words together. Have the students turn to the Glossary on the inside back cover. Explain the meaning of any words they do not understand. Divide the words *raindrops*, *rainstorm*, *rainwater*, and *rainbow*, and help the students see that each word begins with *rain*.

Some students may confuse words that look similar, like *form* and *from*. Print both words on the board and help them notice the order of the letters. Give help as needed with two-syllable words and words with endings (*turning*, *cooler*, *thicker*, *problems*, *rivers*). Divide these words into syllables. Have the students say each word part, then the whole word. Point out that the long o vowel sound in *grow* is the same as in *flow*.

\*Series approved by Reading Recovery with the exception of *All About Teeth*, *Counting Money*, and *Let's Compare!*







# K–2 Common Core State Standards for ELA

## CCSS Connections

- Reading:
  - Informational Text—science, math
  - Foundational Skills
- Language
- Speaking and Listening
- Writing





# K-2 Common Core State Standards for ELA

## CCSS Connections

Visit [continentalpress.com/resources](http://continentalpress.com/resources) for the *Discovery Series*/Common Core State Standards correlation.



**Correlation of the Seeding Discovery Series to the Common Core State Standards for ELA, Grades K-2**

Common Core State Standards	Seeding Discovery Series
<b>Reading: INFORMATIONAL TEXT</b>	
<b>KINDERGARTEN</b>	
<p><b>Key Ideas and Details</b></p> <ol style="list-style-type: none"> <li>1. With prompting and support, ask and answer questions about key details in a text.</li> <li>2. With prompting and support, identify the main topic and retell key details of a text.</li> <li>3. With prompting and support, describe the connection between two individuals, events, ideas, or pieces of information in a text.</li> </ol>	<p>The <i>Seeding Discovery Series</i> provides a variety of nonfiction genres and text types. The series is comprised of books addressing the following themes: Animals, Health, Senses, Math, and Weather. With four to eight books per theme, students can compare topics among the books with the same theme. The titles of each book allow students to predict and identify the main idea. The Teacher Support Cards provide suggestions for discussing the books before, during, and after reading to reinforce the main idea and key details.</p>
<p><b>Craft and Structure</b></p> <ol style="list-style-type: none"> <li>4. With prompting and support, ask and answer questions about unknown words in a text.</li> <li>5. Identify the front cover, back cover, and title page of a book.</li> <li>6. Name the author and illustrator of a text and define the role of each in presenting the ideas or information in a text.</li> </ol>	<p>Each <i>Discovery Series</i> book has a front cover, back cover, and title page that can be pointed out by students. The author's name is clearly displayed on the cover and title page. The inside back cover of each book displays a glossary that defines key words from the text.</p>
<p><b>Integration of Knowledge and Ideas</b></p> <ol style="list-style-type: none"> <li>7. With prompting and support, describe the relationship between illustrations and the text in which they appear (e.g., what person, place, thing, or idea in the text an illustration depicts).</li> <li>8. With prompting and support, identify the reasons an author gives to support points in a text.</li> <li>9. With prompting and support, identify basic similarities in and differences between two texts on the same topic (e.g., in illustrations, descriptions, or procedures).</li> </ol>	<p><i>Discovery Series</i> books contain colorful photographs that support the text. Students are able to use the photographs to further their learning on each topic. Students can compare the photographs and text in two or more books with the same theme.</p>
<p><b>Range of Reading and Level of Text Complexity</b></p> <ol style="list-style-type: none"> <li>10. Actively engage in group reading activities with purpose and understanding.</li> </ol>	<p>The text in this series can be made available for students to read independently after they have been introduced and discussed in guided reading groups. The levels assigned to the titles make it easy for students to choose books that will lead to reading success.</p>
<b>Reading: FOUNDATIONAL SKILLS</b>	
<p><b>Print Concepts</b></p> <ol style="list-style-type: none"> <li>1. Demonstrate understanding of the organization and basic features of print. <ul style="list-style-type: none"> <li>» Follow words from left to right, top to bottom, and page by page.</li> <li>» Recognize that spoken words are represented in written language by specific sequences of letters.</li> <li>» Understand that words are separated by spaces in print.</li> <li>» Recognize and name all upper- and lowercase letters of the alphabet.</li> </ul> </li> </ol>	<p>Each <i>Discovery Series</i> book contains print that is easy-to-read with adequate space between words so children can point to words as they read. The print is clear and readable. The books also contain features of print such as photograph labels, captions, headings, a table of contents, and a glossary.</p>





# Readers

The books contain text features such as tables of contents, headings, captions, labels, and glossaries.

Themes include:

Health: 4 titles

Animals: 8 titles

Weather: 4 titles

Math: 4 titles


Senses: 4 titles



**Text features**

**A Snail's Shell**


Saltwater snails live in the ocean.  
Some saltwater snails stay near the shore.  
Others live on the ocean floor.



All snails have shells.  
The shells are their houses.  
Snails take their houses everywhere they go.

**Flamingo Tongue Snail**

8




page 5

# Teacher Support Cards


A card for each reader enriches lessons with phonics and word recognition activities, discussion questions, and extension activities.

## Snails

### TEACHER SUPPORT CARD



Theme: Animals  
Word Count: 206  
GRL I  
RRL 16



#### Introduce the Book

Let the students observe a live snail, if possible. They may be able to see snails in a fish aquarium or outdoors. Discuss the size and characteristics of snails.

Show the cover of the book and read the title aloud. Give students a book and have them look at the photographs. Ask them to predict what they will learn about snails in this book.

#### Phonics and Word Recognition

adult	afraid	damp	door	feelers
floor	forward	freshwater	gardens	heads
leaves	lily pads	ocean	pretty	saltwater
shore	tiny	woods		

Read the words together. Have the students turn to the Glossary on the inside back cover. Explain the meaning of any words they do not understand.

With the students, look at the words *freshwater* and *saltwater*. Divide these compound words into two words to help the students read them. Show other examples of compound words. Remind the students that *y* at the end of words usually stands for the vowel sound **long e**. Print the words *tiny*, *pretty*, *many*, and *lily* on the board. Have the students read these words beginning the ending sound.

#### Text Features

Point out the Table of Contents on page 1 and the Glossary on the inside back cover of the book. Tell students that if they come across a word they don't know while they are reading, they should look up the meaning of the word in the Glossary. Point out other features of print in this book that will help the students with their reading and comprehension, such as the captions on pages 4 and 10 and the labels on pages 5, 6, 7, and 8.

#### Discuss the Book

Have students read the book independently, helping them with difficult words as necessary. After reading, ask questions to prompt a discussion of the book:

- How can you tell a land snail from a water snail?
- What does a snail use its feelers for?
- What kind of home does a snail have? Can you think of other animals that carry their homes with them?
- How does a snail move? What other animals move in this way?
- Is this book fiction or nonfiction? How do you know?
- Why do you think the author wrote this book?

#### Extension Activities

- Have the students draw a picture of a place in nature where they might find snails. Have them explain what kind of snail (land or water) they might find there.
- Have the students write a fiction story entitled "At a Snail's Pace." Discuss what the term "at a snail's pace" means.
- Allow students to work in groups to research more about snails. Have the groups present their information to the class.

Visit [www.continentalpress.com/resources](http://www.continentalpress.com/resources) to view a complete list of resources.



# Affordable Pricing

## Guided Reading Sets

Each set includes 6 copies of a title and 1 teacher support card for each title.

Complete	<b>\$735.25</b>
Math	<b>\$126.10</b>
Senses	<b>\$126.10</b>
Weather	<b>\$126.10</b>
Health	<b>\$126.10</b>
Animals	<b>\$249.80</b>

## Printed Books

**\$4.90 each** on our website

## Classroom Library Sets

Each set includes 1 copy of a title and 1 teacher support card for each title.

Complete	<b>\$186.10</b>
Math	<b>\$31.60</b>
Senses	<b>\$31.60</b>
Weather	<b>\$31.60</b>
Health	<b>\$31.60</b>
Animals	<b>\$63.20</b>

## 6-Packs with Teacher Support Cards

Each pack includes 6 copies of a title and 1 teacher support card.

**\$32.90 each** on our website

