

PART 1

Short Vowel Sounds

Directions



Look at the picture in the box at the beginning of the row.



Say the name of the picture. Listen carefully to the short vowel sound in the word. Then name the other pictures in the row.

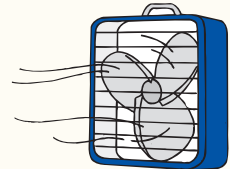


Circle the picture that has the same short vowel sound in the **middle** as the picture in the box.

Sample Question

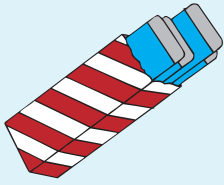


leg




Now turn the page and begin.

5.




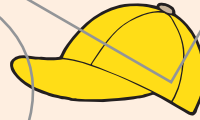
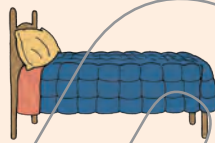
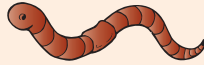
gum



6.



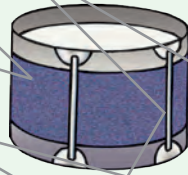
wig



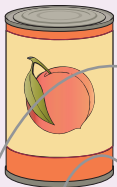
7.




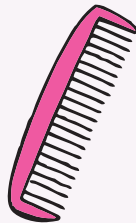
duck



8.



can



PART 3

Short Vowels

Directions



Look at the picture in the box at the beginning of the row.



Say the name of the picture. Listen carefully to the **vowel** sound. Then look at the letters in the row.



Circle the letter for the **vowel** sound to complete the word.

Sample Question



c_ t

o

u

a

e

Now turn the page and begin.

21.



p_p

i

o

a

u

22.



v_t

a

o

e

i

23.



m_p


i

a

u

o

24.



m_t

a

e

u

i