

# PART 1

## Short Vowel Sounds

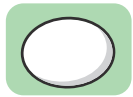
### Directions



**Look** at the picture in the box at the beginning of the row.



**Say** the name of the picture. Listen carefully to the short vowel sound in the word. Then name the other pictures in the row.



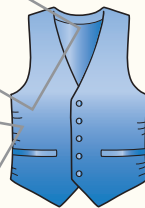
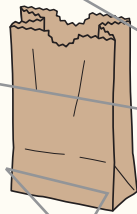


**Circle** the picture that has the same short vowel sound in the **middle** as the picture in the box.

### Sample Question



cat



Now turn the page and begin.

1.



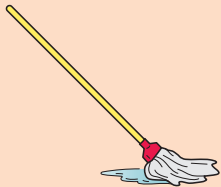
bed




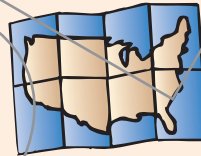
10




2.



mop



3.



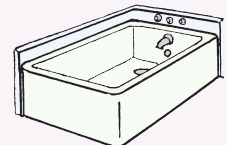

bat



4.



sun



# PART 2

## Short Vowel Words

### Directions



**Look** at the word on the left side of the box.  
Read the word.



**Say** the name of the pictures on the right side  
of the box.



**Draw** a line to the picture that shows the  
meaning of the word.

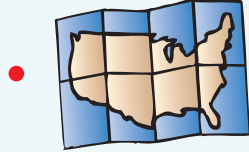

### Sample Question

run



Now turn the page  
and begin.


15.



pop •




16.



bug •



17.



wet •



18.



drip •

