

PART 1

R-Controlled Vowels

Variant Vowel Digraphs

Directions



Look at the word in the box at the beginning of the row. Read the word.



Say the names of the pictures in the row.



Circle the picture that shows the meaning of the word.

Sample Question



hook



Now turn the page and begin.


9.

chew



10.

shirt



11.

hood



12.

mow



PART 2

R-Controlled Vowels

Variant Vowel Digraphs

Directions



Look at the picture on the left side of the box.

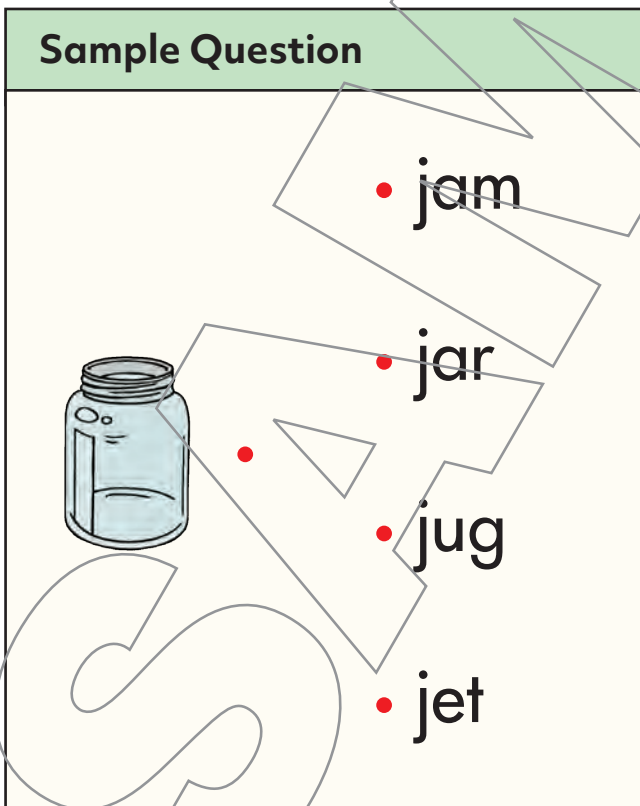


Say the name of the picture. Then read the four words on the right side of the box.



Draw a line to the word that tells about the picture.

Sample Question

A sample question box with a light yellow background. On the left is a drawing of a glass jar. To the right of the jar are four words, each preceded by a red dot: jam, jar, jug, and jet. A large, faint number '9' is overlaid on the bottom left of the box.

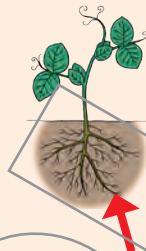
Now turn the page and begin.

19.



- oil
- out
- or
- owl

20.



- read
- root
- rat
- row

21.



- star
- saw
- stir
- stop

22.



- two
- tree
- toys
- tie