

PART 1

R-Controlled Vowels

Variant Vowel Digraphs

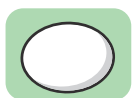
Directions



Look at the word in the box at the beginning of the row. Read the word.



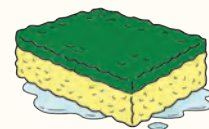
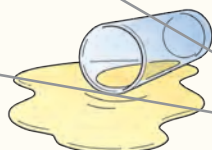
Say the names of the pictures in the row.



Circle the picture that shows the meaning of the word.

Sample Question

spoon



Now turn the page and begin.


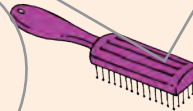
9.

screw



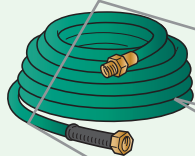
10.

bread




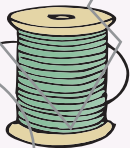
11.

herd



12.

throw



PART 2

R-Controlled Vowels

Variant Vowel Digraphs

Directions



Look at the picture on the left side of the box.

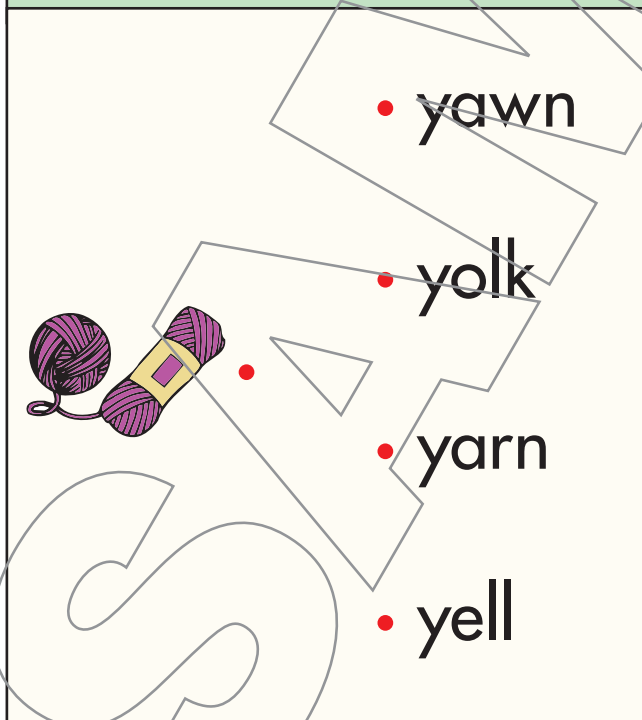


Say the name of the picture. Then read the four words on the right side of the box.



Draw a line to the word that tells about the picture.

Sample Question



The sample question box contains a drawing of a ball of purple yarn and a ball of yellow yarn on the left. On the right, there is a list of four words, each preceded by a red dot: yawn, yolk, yarn, and yell. A large, faint number '2' is overlaid on the box.

- yawn
- yolk
- yarn
- yell

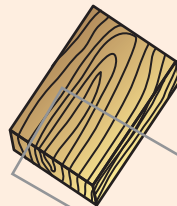
Now turn the page and begin.

19.



- crew
- crown
- cow
- crib

20.



- wood
- wolf
- warm
- work

21.



- swim
- sweat
- sweep
- star

22.



- yam
- yarn
- yes
- yawn