

PART 1

Long Vowel Sounds

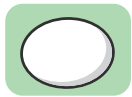
Directions



Look at the picture in the box at the beginning of the row.



Say the name of the picture. Listen carefully to the long vowel sound in the word. Then name the other pictures in the row.



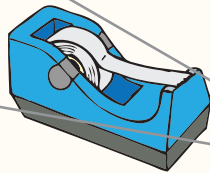


Circle the picture that has the same long vowel sound as the picture in the box.

Sample Question



tire





Now turn the page and begin.

1.



braid



2.




nose



3.



seed



4.



cape



PART 2

Long Vowel Words

Directions



Look at the word on the left side of the box.
Read the word.



Say the name of the pictures on the right side of the box.



Draw a line to the picture that shows the meaning of the word.

Sample Question





skate

The sample question box contains the word "skate" on the left. To its right are four illustrations: a woman speaking at a podium, a girl blowing a bubble, a boy climbing a rope, and a person in a helmet and gear. Red dots are placed next to the word and each illustration. Lines connect the dots to form a path that starts at the word and ends at the person in the helmet and gear, indicating the correct match.

Now turn the page
and begin.




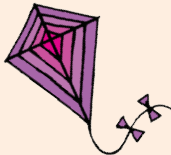
23.

hay •




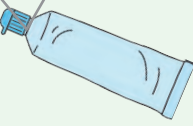
24.

feed •

25.

tube •

26.

lake •

