

PART 1

Long Vowel Sounds

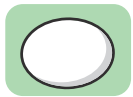
Directions



Look at the picture in the box at the beginning of the row.



Say the name of the picture. Listen carefully to the long vowel sound in the word. Then name the other pictures in the row.





Circle the picture that has the same long vowel sound as the picture in the box.

Sample Question




game

9




Now turn the page and begin.

5.



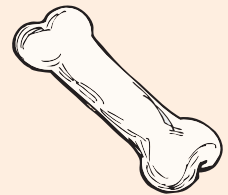

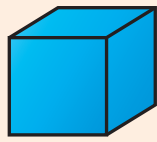
seal



6.




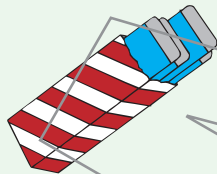
cute



7.



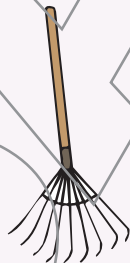
goat



8.



bike



PART 2

Long Vowel Words

Directions



Look at the word on the left side of the box.
Read the word.







Say the name of the pictures on the right side of the box.



Draw a line to the picture that shows the meaning of the word.

Sample Question

read



The sample question box contains the word "read" on the left. To the right of the word are four illustrations, each with a red dot next to it. The illustrations are: a girl performing a handstand on a gym floor, a boy riding a bicycle, a girl reading a book titled "Animal ABC's", and a person driving a red car. A large, faint watermark of the word "READ" is visible in the background of the page.

Now turn the page
and begin.

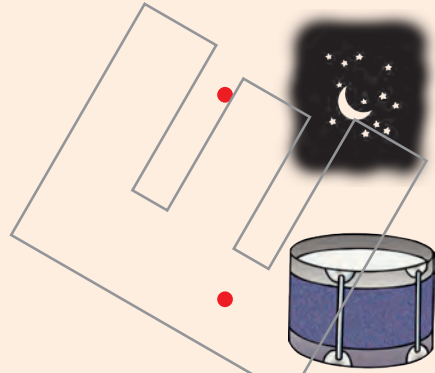
23.



cone •




24.



day •



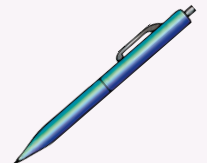
25.



dive •



26.



peel •

