

PART 1

Initial Consonants

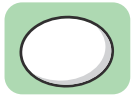
Directions



Look at the picture in the box at the beginning of the row.




Say the name of the picture.
Then name the other pictures in the row.


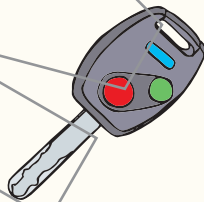



Circle the picture that has the same **beginning** sound as the picture in the box.

Sample Question



Kk

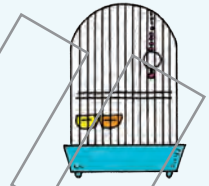



Now turn the page and begin.

9.





Tt



10.



Cc



11.



Mm



12.



Zz



0, 1, 2



PART 2

Initial Consonants

Directions



Look at the picture on the left side of the box.



Say the name of the picture.

Then name the other pictures in the box.



Draw a line to the picture on the right that has the same **beginning** sound.

Sample Question




Dd

Now turn the page
and begin.

29.



Ww



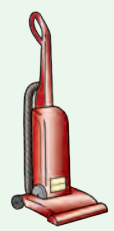
30.



Qq




31.



Vv



32.



Jj

