

## PART 1

# Initial Consonant Blends and Digraphs

### Directions



**Look** at the picture in the box at the beginning of the row.



**Say** the name of the picture.  
Then name the other pictures in the row.




**Circle** the picture that has the same **beginning** sound as the picture in the box.

### Sample Question




trash



Now turn the page and begin.


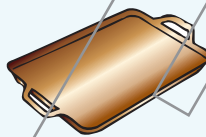
9.




trunk



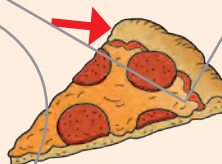
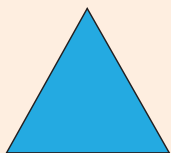
10




10.



crib



11.



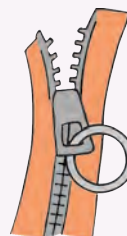
blue



12.



snow



## PART 2

# Initial Consonant Blends and Digraphs

### Directions



**Look** at the picture on the left side of the box.




**Say** the name of the picture.

Then name the other pictures in the box.



**Draw** a line to the picture on the right that has the same **beginning** sound.

**Sample Question**



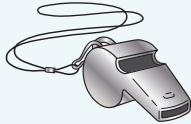
The sample question box contains several items: a box of yellow and blue chalk, two yellow chalk sticks, a pink comb, a pink heart-shaped cookie, a brown plaid shirt, and a red cherry. The word "chalk" is written in black text below the chalk sticks. A large, faint number "9" is visible in the background of the box. Red dots are placed next to the word "chalk" and the comb, and a line connects them. Another red dot is next to the heart-shaped cookie, and a line connects it to the word "chalk". A third red dot is next to the plaid shirt, and a line connects it to the word "chalk". A fourth red dot is next to the cherry, and a line connects it to the word "chalk".

**Now turn the page and begin.**

33.



sweat


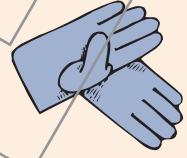


7

34.



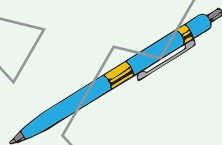
globe



35.



speak



36.



blocks

