

## PART 1

# Initial Consonant Blends and Digraphs

### Directions



**Look** at the picture in the box at the beginning of the row.




**Say** the name of the picture.  
Then name the other pictures in the row.

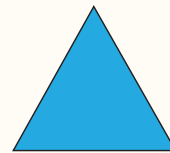


**Circle** the picture that has the same **beginning** sound as the picture in the box.

### Sample Question



tree




Now turn the page and begin.

1.




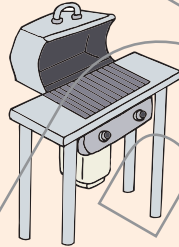
sled



2.



grapes




3.





blocks



4.



crown



## PART 4

# Final Consonant Blends and Digraphs

### Directions



**Look** at the picture on the left side of the box.

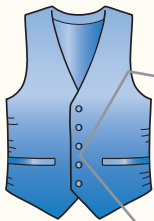


**Say** the name of the picture. Listen carefully to its **ending** sound. Then look at the letters on the right side of the box.



**Draw** a line to the letters on the right for the **ending** sound to complete the word.

### Sample Question



ve\_

• sk

• st

• nd

• ch

Now turn the page and begin.

45.



wi\_\_


• nt

• th

• sh

• nd

46.



ta\_\_

• mp

• sk

• nk

• st

47.



a\_\_

• nt

• sh

• sk

• nd

48.



ju\_\_

• nk

• mp

• ng

• th