

Table of Contents

About <i>Finish Line New York ELLs, Second Edition</i>	4
--	---

UNIT 1	Speaking	5
---------------	-----------------	----------

LESSON 1	A Field Trip	6
LESSON 2	Seasons of the Year	10
LESSON 3	Mother Goose Rhymes	14
LESSON 4	School Helpers	18
LESSON 5	Measurement	22
LESSON 6	Historical Figures	26

UNIT 2	Listening/Reading/Writing	30
---------------	----------------------------------	-----------

LESSON 7	Around the World	31
LESSON 8	Helping Others	49
LESSON 9	Nighttime	69
LESSON 10	In the Water	89
LESSON 11	At Home	107
LESSON 12	Building and Creating	127



Directions

Look at the picture. Listen to the question. Then answer the question using your own words.

The students in Mrs. Yoshi's class are using rulers, meter sticks, and tape measures to measure objects in the classroom. After they measure, they write down the numbers.




3. If the students in your class were measuring objects, what job would you like to have?



Directions

Look at the picture. Listen to the question. Then answer the question using your own words.

The students are racing little cars. They start the cars on a ramp. They want to find out how far each car will go. This time, the red car won!



4. What are the students measuring?

**Directions**

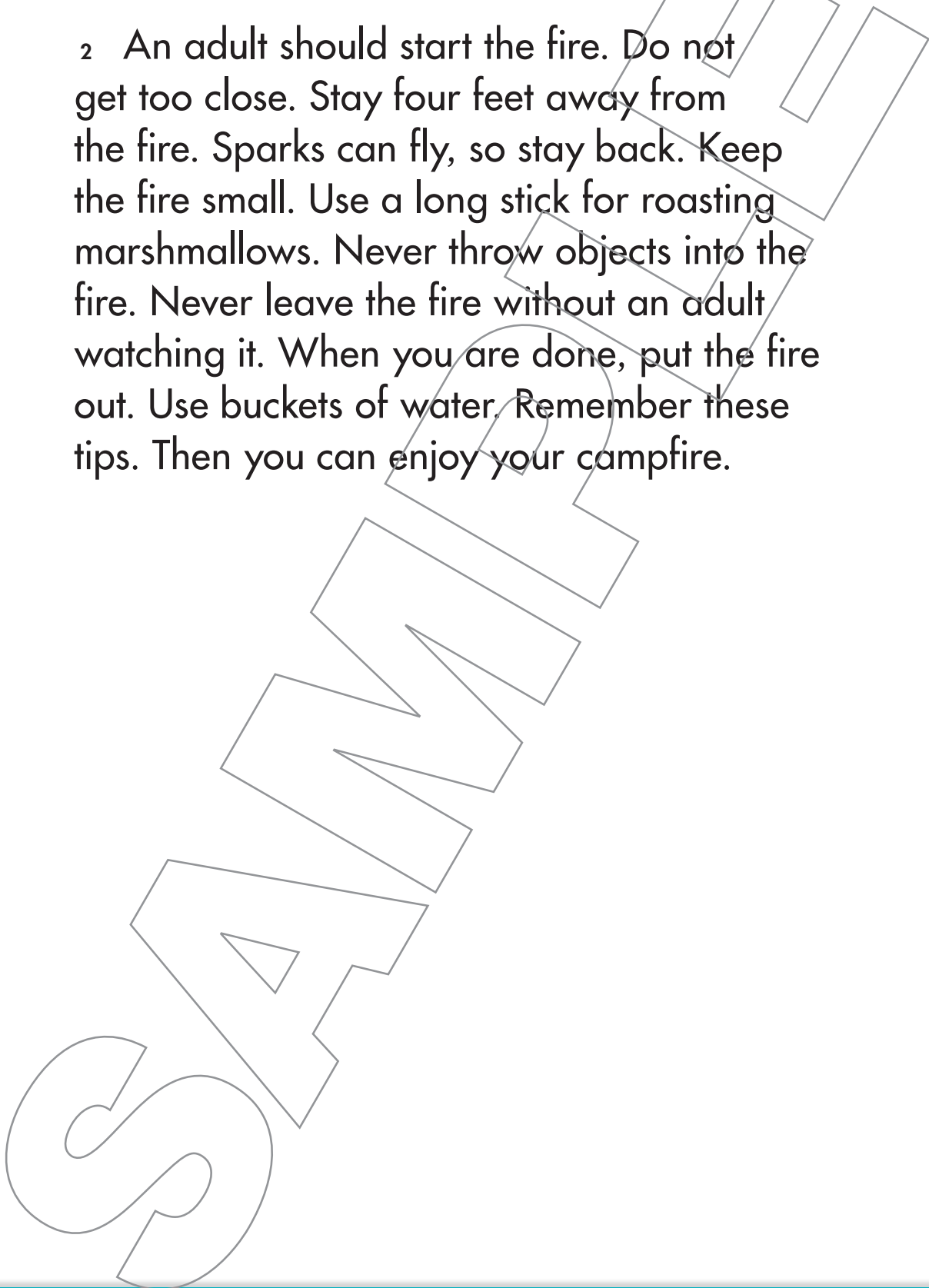
Read, then answer Questions 1 through 6.
Fill in the correct circle for each question.

Campfire Safety

1 Have you ever sat around a campfire at night? Campfires can be fun. You can roast marshmallows. You can sing songs. You can tell stories. At a campfire, you must be safe. Always have an adult with you. To build a campfire, first clear an area. Place rocks in a circle there. Collect dry branches to burn.



2 An adult should start the fire. Do not get too close. Stay four feet away from the fire. Sparks can fly, so stay back. Keep the fire small. Use a long stick for roasting marshmallows. Never throw objects into the fire. Never leave the fire without an adult watching it. When you are done, put the fire out. Use buckets of water. Remember these tips. Then you can enjoy your campfire.



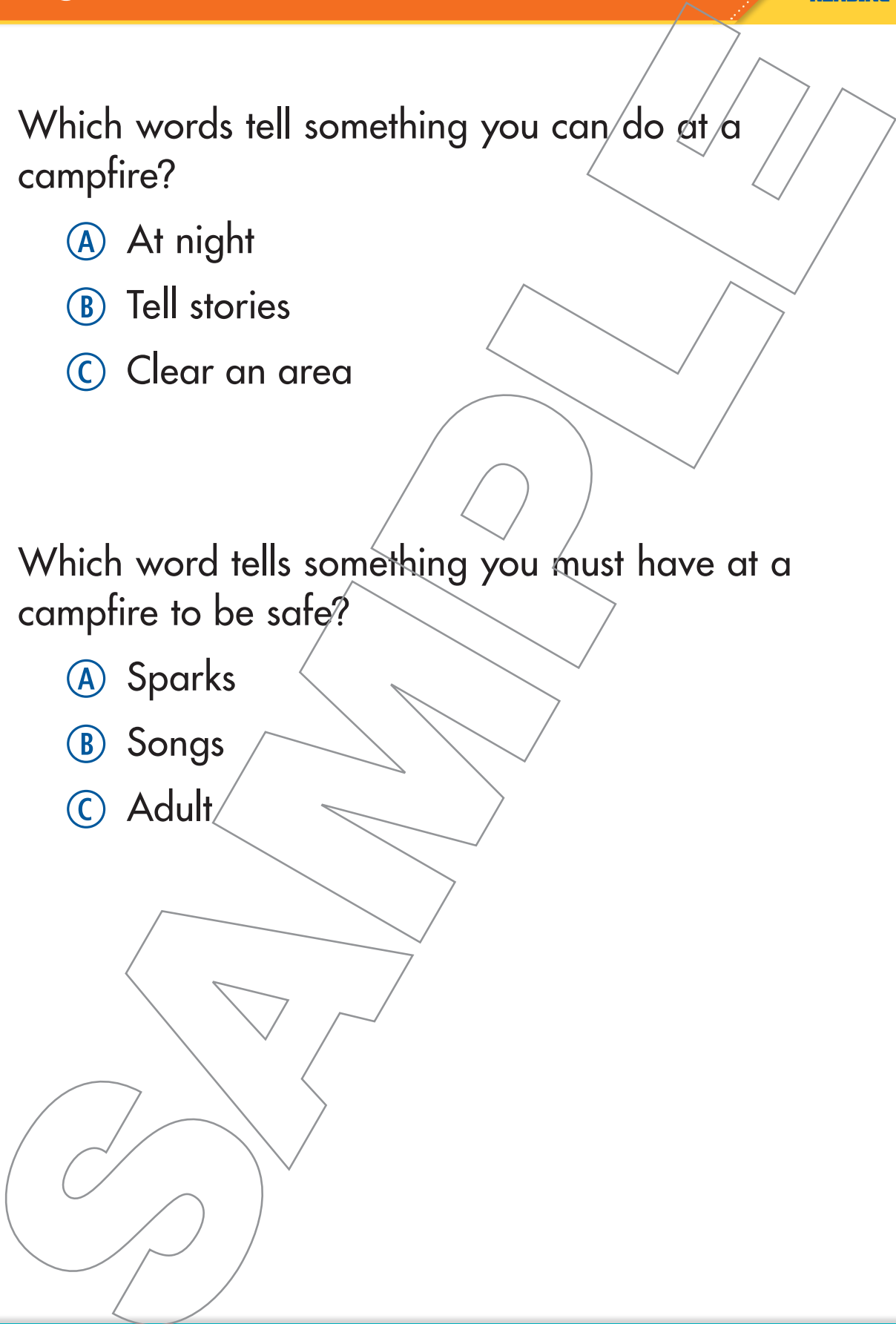


1. Which words tell something you can do at a campfire?

- Ⓐ At night
- Ⓑ Tell stories
- Ⓒ Clear an area

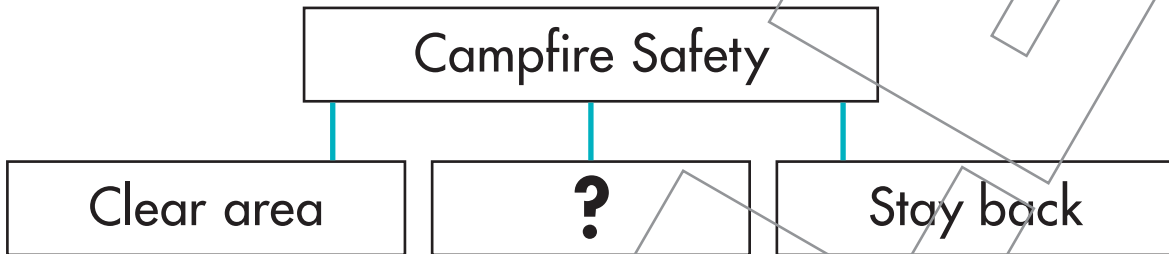
2. Which word tells something you must have at a campfire to be safe?

- Ⓐ Sparks
- Ⓑ Songs
- Ⓒ Adult





5. Look at the chart.



Which words show another detail about campfire safety?

- (A) Sing songs
- (B) Campfire at night
- (C) Keep fire small

6. Read these sentences again.

“When you are done, put the fire out. Use buckets of water. Remember these tips. Then you can enjoy your campfire.”

Which word tells an object you will need at a campfire?

- (A) Tips
- (B) Enjoy
- (C) Bucket



Now read the directions below.

Think about or imagine a time you were around a campfire. Where were you? Who were you with? What did you do?

Write as much as you can to describe your experience. Use information from the passage and your own ideas to help you write.

Plan Your Answer

Use the space below to plan your writing and organize your thoughts. Do **NOT** write your final answer on this page. Your writing on this page will **NOT** be scored.

Write your final answer on the next two pages.

Blank writing area with a large 'SAMPLE' watermark and a 'GO ON' arrow at the bottom right.



On the lines below, write about a real or imagined experience at a campfire.

Handwriting practice lines consisting of solid top and bottom lines and a dashed middle line. A large, faint watermark of the word 'START' is written diagonally across the page.


Check Your Work

- Write about the topic.
- Check capital letters and punctuation.
- Reread your writing, and fix any mistakes.

GO ON 

**Directions**

Listen, then answer Questions 1 through 3.
Fill in the correct circle for each question.

The Shark Lady

Do not turn the page until you are told to do so.



1. What idea do these sentences support?
 - (A) Eugenie was very afraid of sharks.
 - (B) Eugenie was not afraid of sharks.
 - (C) Eugenie never saw a real shark.

2. Which sentence tells how Eugenie could see clearly underwater?
 - (A) The sea felt like home to her.
 - (B) She learned to dive underwater.
 - (C) She used a mask and an oxygen tank.

3. Which words help tell the meaning of aquarium?
 - (A) New York
 - (B) Watch the fish
 - (C) When she was young