

Table of Contents

About <i>Empire State NYSESLAT Grades 9–12</i>	4
Unit 1 SPEAKING	5
Lesson 1 Picture Description	7
Lesson 2 Sentence Completion	17
Lesson 3 Storytelling	27
Lesson 4 Social Interaction	37
Unit 2 LISTENING	41
Lesson 5 Word/Sentence Comprehension	43
Lesson 6 Comprehension of Conversational Language	53
Lesson 7 Synthesizing Information	63
Unit 3 READING	73
Lesson 8 Word/Sentence Reading	75
Lesson 9 Passage Comprehension	85
Unit 4 WRITING	109
Lesson 10 Phonemic Understanding	111
Lesson 11 Mechanics and Structure	118
Lesson 12 Pre-Writing and Writing	128
Unit 5 TRANSITION TO ELA	144
Session 1—Listening and Reading for Information	146
Session 2—Reading for Literary Response	160

SPEAKING: Sentence Completion

Directions

Look at the words above the picture. Read them silently as they are read out loud. Then look at the picture and finish the sentence. Use the picture to help you choose your words.



1. The girl is saying...





LISTENING: Word/Sentence Comprehension

Directions


Listen to the question. Look at the three pictures. Fill in the correct circle.



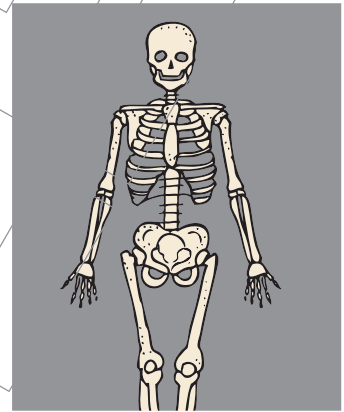
9.



A

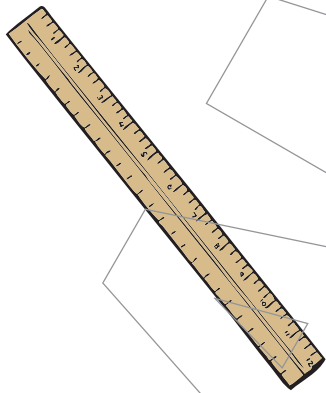


B

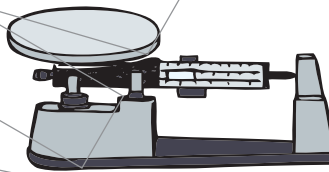


C

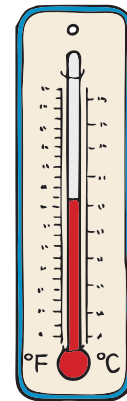
10.



A



B



C

WRITING: Pre-Writing and Writing

Directions

Trust is important—even essential—in any community. Look carefully at the pictures. Then answer the questions on the next page. This will help you to write about trusting other people and earning their trust.

