

# Table of Contents

|   |            |
|---|------------|
| About <i>Empire State NYSESLAT Grade 3</i> . . . . .        | 4          |
| <b>Unit 1 SPEAKING</b> . . . . .                            | <b>5</b>   |
| Lesson 1 Picture Description . . . . .                      | 7          |
| Lesson 2 Sentence Completion . . . . .                      | 19         |
| Lesson 3 Storytelling . . . . .                             | 29         |
| Lesson 4 Social Interaction . . . . .                       | 39         |
| <b>Unit 2 LISTENING</b> . . . . .                           | <b>43</b>  |
| Lesson 5 Word/Sentence Comprehension . . . . .              | 45         |
| Lesson 6 Comprehension of Conversational Language . . . . . | 55         |
| Lesson 7 Synthesizing Information . . . . .                 | 65         |
| <b>Unit 3 READING</b> . . . . .                             | <b>75</b>  |
| Lesson 8 Word/Sentence Reading . . . . .                    | 77         |
| Lesson 9 Passage Comprehension . . . . .                    | 87         |
| <b>Unit 4 WRITING</b> . . . . .                             | <b>111</b> |
| Lesson 10 Phonemic Understanding . . . . .                  | 113        |
| Lesson 11 Mechanics and Structure . . . . .                 | 120        |
| Lesson 12 Pre-Writing and Writing . . . . .                 | 134        |
| <b>Unit 5 TRANSITION TO ELA</b> . . . . .                   | <b>150</b> |
| Session 1 . . . . .   | 152        |
| Session 2 . . . . .   | 167        |



## SPEAKING: Sentence Completion

### Directions

Look at the words above the picture. Read them silently as they are read out loud. Then look at the picture and finish the sentence. Use the picture to help you choose your words.



8. The boy wants to swing...





## SPEAKING: Storytelling


### Directions

Look at each picture below. Tell a story about what you see in the three pictures. Tell what happened *first*, what happened *next*, and what happened *last*.



8.


First  
1



Next  
2



Last  
3





## READING: Word/Sentence Reading

### Directions


Read the question and look at the three pictures. Fill in the correct circle.



11. Which cat is jumping?



A

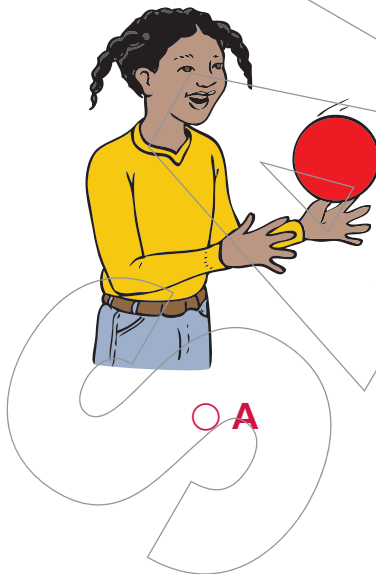


B



C

12. Which girl is drinking?



A



B



C